



FORD COUNTY FAIR

RED, WHITE & BLUE
THIS FAIR IS FOR YOU

JULY 20-24, 2023



TABLE OF CONTENTS

Table of Contents	Inside Front Cover
Fairboard & Staff.....	3
Liability Waivers & Accessibility	4

4-H DIVISION

Letter to 4-H Families.....	5
Adult Code of Conduct.....	6
Ford County Fair Rules & Regulations	7-8
4-H/FFA Exhibiting and Premium System	9
Ks. Co. Fair Livestock Requirements	10-12
Heat Contingency Plan.....	12
4-H/FFA Livestock Rules & Regulations.....	13
Rate of Gain	14
4-H/FFA Livestock Sale Policy	14
Herdsmanship.....	15
Showmanship & Round Robin	16
Beef Cattle	17-18
Dairy.....	19
Meat Goats	20
Sheep.....	21
Swine.....	22
Dogs	23
Horse	24-26
Poultry.....	27
Rabbits.....	28
General Project Rules & Regulations	29
Booths & Banners.....	29-30
Clothing & Textiles	30-31
Cloverbuds.....	32
Displays, Notebooks, Posters & Diorama.....	32-33
Energy Management.....	33-35
Entomology	35-39
Exploring 4-H.....	40
Fiber Arts.....	40-41
Foods & Nutrition	41-45
Forestry.....	46-48
Geology	48-50
Home Environment	51
Pets	51-52
Photography.....	52-54
Plant Science	55-57
STEM	58-75
Visual Arts.....	76-77
Woodworking.....	77-78

OPEN CLASS DIVISION

Open Class Rules	79
Arts and Crafts	80
Clothing	81
Fiber Arts	81-82
Floriculture	82
Foods	82-84
Horticulture	84-85
Photography.....	86
Poultry	87
Rabbits.....	88
Crops	88

SPECIAL DIVISIONS

FCE/Club Booths.....	89
Market Wheat Show Contest	90
Special Contests.....	91-93
2022 Sponsors List	94-95
Free Concerts/Dances	95
Fair Schedule.....	Back Cover

2023 FORD COUNTY FAIR BOARD:

Chairman

Jake Ring

Vice-Chairman

Curtis Williams

Secretary

Brooklyn Droste

Treasurer

Regina Lix

Members:

Bobby Downey

Ruth Morton

Kent Muncy

Troy Robertson

Steve Simon

Brandi Stein

Brad Wasson

Jeremy Woydziak

Dan Aistrup, Ex Officio



COUNTY EXTENSION OFFICE STAFF

Andrea Burns

Agricultural & Natural Resources
Agent

Ethel Schneweis

Family & Consumer Science
Agent

Cassie Sanko

Office Professional

FFA Advisors

Harmon Bliss

DCHS FFA

Tyler Royle

DCHS FFA

Eric Martin

Bucklin FFA

Fair Office Hours

Thursday, July 20th

7:30 am to 9:00 pm

Friday, July 21st – Monday, July 24th

9:00 am to 9:00 pm

**Ford County Fairgrounds
901 W. Park Street
Ford County Extension Office
100 Gunsmoke St
Dodge City, KS 67801
620-227-4542
620-371-4078**

Liability of Exhibitors and General Public

In no case shall the Ford County Fair or any of its officers be held responsible for damages in any loss, damage, injury, death or disability by disease or from theft or from any other cause to any such property or to any person at the Ford County Fairgrounds. The Ford County Fair hereby refuses to assume any responsibility for the safety as bailee or otherwise, or any property brought upon the Ford County Fairgrounds, said property being brought upon and kept upon said grounds at owner's risk. The management reserves the right to exclude from the grounds any person or persons whom they deem undesirable or expel from the grounds such person. Any project condoning or promoting the use of alcoholic beverages or illegal drugs will not be accepted for exhibition. The Ford County Fair's primary audience consists of family and youth. We reserve the right to reject any entry that may be considered objectionable by that audience. *The public is hereby notified of the presence of surveillance cameras on Ford County Fairground property.*

Water Activities Release of Liability

Anyone involved in water activities, whether voluntarily or otherwise, may NOT physically force or dunk another person. Please use common sense and keep it under control. The Ford County Fair Association will not be responsible for any injuries or damages.

Domestic Animal Limited Liability Law

The Ford County Fair is conducted in compliance with the "Assumption of Risk of Domestic Animal Activity."

WARNING! Under Kansas law, there is no liability for an injury to or the death of a participant in domestic animal activities resulting from the inherent risk of domestic animal activities, pursuant to K.S.A. 60-4001 through 60-4004. You are assuming the risk of participating in this domestic animal activity.

Accessibility

The Department of 4-H Youth Development, K-State Research and Extension, Ford County K-State Research and Extension, and the Ford County Fair are committed to making their services, activities, and programs accessible to all participants. Accommodations may be requested by contacting the Ford County K-State Research and Extension Office at least two weeks prior to the start of the Ford County Fair (July 6, 2023) at fo@listserv.ksu.edu or 620-227-4542. Requests received after this date will be honored when it is feasible to do so.



A promotional graphic for a 'Turtle Race' event. The graphic features a black and white checkered border. At the top left, a red banner reads '4:30 PM'. In the center, a cartoon green turtle wearing a red helmet and goggles is shown in a racing pose. Below the turtle, the words 'TURTLE' and 'Race' are written in large, stylized fonts. 'TURTLE' is in green block letters, and 'Race' is in red cursive. Below this, it says 'Sponsored by: CREDIT UNION of DODGE CITY'. At the bottom, a black banner contains the text 'Children 12 & Younger' and 'Friday - Sunday - July 21-23' in white, with 'Signup & Races located at the Pavilion.' written below it.

Dear 4-H and FFA Family,

The 2023 Fair Book is provided to assist you in preparing for this year's Ford County Fair. It identifies the 4-H and FFA projects, which may be exhibited, their various classes, and the rules and regulations governing exhibition. **Please** read it thoroughly and carefully to prevent any misunderstanding or potential disappointment. The **general rules and regulations** at the beginning of the book and the **specific regulations** under each project are important.

The 4-H and FFA Divisions included in this book are designed as an educational experience for the youth involved. In 4-H and FFA, youth learn by doing. Much of the learning happens through project experiences. The county fair provides one opportunity for youth to display and tell about what they have achieved in their project(s) during the current 4-H/FFA year. A judge is hired to offer advice and constructive criticism on these achievements.

Participation and exhibiting, in the county fair, teach youth the importance of sportsmanship. Sportsmanship may be defined as conduct becoming to an individual involving fair and honest competition, courteous relations, and graceful acceptance of results. To become contributing, competent, caring, and capable adults, youth must develop sportsmanship.

Through 4-H and FFA, youth learn skills that will last a lifetime. They gain:

- A positive self-concept
- An inquiring mind
- A concern for the community
- Healthy interpersonal relationships
- Sound decision making

Each young person who has the dedication, courage, and willingness to enter a project exhibit at the county fair is a winner at heart. Because youth are our future, the county fair highlights their successes, and salutes each 4-H and FFA member!

The National 4-H Organization Pledge



My head to clearer thinking, My
heart to greater loyalty, My hands
to larger service, My health to
better living for my club,
my community, my country
and my world.



The National FFA Organization Motto

Learning to Do,
Doing to Learn,
Earning to Live,
Living to Serve.

ADULT CODE OF CONDUCT

These statements represent a code of ethics, which all parents, volunteers and paid staff are expected to observe.

As a Kansas 4-H/FFA Volunteer, I will:

1. Treat youth with respect, caring and acceptance. Know that all young people have skills and talents, which can be used to help others and improve their community.
2. Provide a safe environment. Do not harm youth or adults in any way, whether through sexual harassment, physical force, verbal or mental abuse, neglect, or other harmful experiences.
3. Not use alcohol or any illegal substances (or be under its influences) while working with or being responsible for youth, or allow youth to do so while in my presence.
4. Role model the character traits of trustworthiness, respect, responsibility, fairness, caring and citizenship. Model the core values of K-State Research and Extension: **Integrity**, to develop and deliver credible information; **Communication**, to provide common understanding; **Scholarship**, to foster lifelong learning; **Leadership**, to serve as an agent of change; **Inclusion**, to foster active participation by all.
5. Promote and practice the responsible and ethical stewardship of 4-H/FFA projects including livestock and companion animals.
6. Obey the laws of the locality, state, and nation.
7. Work as a “team player” for the good of the 4-H/FFA Program. Work cooperatively with youth, volunteers, other parents, and extension staff and treat them with respect.
8. Applaud for your children, your friends’ children, your favorite clubs or groups, and others to express appreciation and admiration.
9. Do not boo, heckle, make disparaging remarks, or make insulting comments about or to anyone—including competitors from rival clubs or groups, and program officials and organizers.
10. Listen, act interested, and be quiet when participants are introduced, when program officials are talking or making announcements, and when other comments are being addressed to the audience.
11. Remain until the end of the event or the class you are observing, or until program organizers indicate it is appropriate for spectators to depart. Do not get up and leave the minute your child leaves the show ring or stage.
12. Encourage your child to politely ask questions if he/she has them, express concerns he/she may have, and make helpful suggestions to program officials and organizers.
13. Congratulate the winners after the program.
14. If you have questions, concerns, or suggestions, be polite in expressing them. Criticize in private, and compliment in public.
15. Be considerate of the time program officials have to spend with you, and of their other responsibilities. Schedule an appointment if you need more time than they have to spend with you at the program. Submit compliments, concerns, and suggestions in writing with your signature.
16. Show courtesy toward others. For example: do not jump up and block the view of those behind you; leave the chairs and bleachers where you find them; throw away litter like programs, drinking cups, or other trash, don’t leave for someone else to clean up; or do not sit or stand in aisles.
17. Teach your child sportsmanship. Require him/her to demonstrate sportsmanship before, during, and following competitive activities.
18. Enjoy the program, and accept our appreciation for setting a good example for today’s youth.



GENERAL RULES & REGULATIONS FOR 4-H/FFA

The following rules are prescribed by the Ford County Fair Association and Ford County Extension for the operation of the Ford County Fair. They reserve the right to interpret these rules and regulations and arbitrarily settle all questions arising in connection with the fair.

1. Judge's decision will be final.
2. Failure to comply with any rule in this book will result in disqualification of that project per Fair Association discretion.
3. Management is not responsible for accidents, fire, or theft of exhibits or injuries to persons. Exhibits will be displayed at the owner's risk. All exhibitors must sign a release of liability form prior to fair.
4. Only members enrolled in 4-H Clubs in Ford County may compete in 4-H classes, unless division rules state FFA enrolled in Ford County. FFA members must follow 4-H/FFA age requirements prior to January 1 of the current year.
5. **Fair Pre-entries are due by 5:00 p.m. Saturday, July 1 through the Fair Entry program. Pre-entries are required for all 4-H Exhibits for the 2023 County Fair. NO LATE ENTRIES WILL BE ACCEPTED.** This includes all livestock and non-livestock projects as well as club entries, such as booths and banners. Identifying exact exhibitor for livestock entries must be done by pre-entry deadline.
6. With the exception of livestock, contestants will be divided into the age groups (Juniors) 7-9-year-olds, (Intermediates) 10-13-year-olds, and (Seniors) 14 & older based on 4-H/FFA age.
7. When completing pre-entry, 4-H class numbers must contain the class number and a letter if classes are not already specific to member's age and exhibit judging is based by age group and the exhibit. Letters will be as follows:

- A. 4-H member age 7-9-year-olds
- B. 4-H member age 10-13-year-olds
- C. 4-H member age 14 and older

Example: Department 20: Foods – Class 2008A – Plain Cake (would be for member who is 4-H Age of 9 entering a Plain Cake.)
Step by step instruction sheets for how to pre-enter are available from the Extension Office's website www.ford.ksu.edu.

8. **Club entries are to be done by community club leaders not individual members.**
9. Each member will be allowed one free pass for an entry that was not pre-entered. If the member chooses to enter an exhibit using this free pass, they will not be allowed to receive a ribbon rating higher than a blue ribbon. Free passes may not be transferred to another 4-H'er. Please use your free pass wisely. If you used it on an inside exhibit you will not be allowed to use it later on an outside exhibit that you may have missed pre-entering. The member will need to come by the fair office to obtain an entry card.
10. **Free passes are only for exhibits in projects enrolled in.** 4-H members may display only in classes pertaining to the projects and phases in which they are enrolled. 4-H'ers may not exhibit in Open Class Division, unless division rules state otherwise.
11. **CLUB MEMBERS ARE LIMITED TO ONE ENTRY PER CLASS, UNLESS THE DIVISION RULES STATE OTHERWISE.**
12. All exhibits must be the handiwork of the exhibitor; the grower, where agricultural exhibits are shown; and the owner and feeder, where livestock is entered. Exhibits must be the result of the 2022-2023 club years' work, unless the division rules state otherwise.
13. All complaints about eligibility of exhibits must be submitted in writing to the Fair Board, 100 Gunsmoke, Dodge City, before the exhibit is judged. Complainant must sign complaint. Complaints received after judging will be taken into consideration when writing next years' fair rules.
14. All poultry (except waterfowl) are to test negative at prior to the County Fair when Ford County has been designated by KDA-DAH for surveillance. Routine surveillance testing will be performed for the Ford County Fair a minimum of once every 5 years. (Next testing is scheduled for 2024.)

15. Self-determined 4-H projects may be entered in the fair. County Extension agents will determine which division each self-determined project will be entered in.
16. For State Fair exhibiting, the 4-H/FFA members must be 9 years of age or older (4-H/FFA age), have a blue-ribbon or higher rating and be enrolled in the project area in which they are entering at the Kansas State Fair.
17. All 4-H general project exhibits must be entered by 12:00 Noon **Thursday, July 20**. Beef animals, non-producing dairy animals, sheep, swine, and goats, must be in pens by 5:30 p.m. and ready for weigh-in to begin. Poultry must be in place & checked in by 10:00 a.m., **Thursday, July 20**. Horses, hand pets, producing dairy animals, and rabbits must be in place at time of show. **LATE ENTRIES WILL NOT BE JUDGED.**
18. All cash premium recipients must write a thank you note and submit it to the Office.
19. Bicycles, scooters, roller blades, skateboards, or any type of roller shoes will not be allowed on the fairgrounds.
20. All 4-H and FFA members are expected to dress appropriately while on the fairgrounds. The fairboard and extension staff will not be policing what is worn. Parents are responsible for making sure appropriate dress (Example is closed toe shoes, jeans and collared button-up shirt or 4-H t-shirt) and behavior are followed.
21. All 4-H general project exhibits (including poultry) will be released between 7:00 p.m. and 10:00 p.m. Monday, July 24. Remaining exhibits may be picked up between 8:00-9:00 a.m. on Tuesday, July 25. Any exhibit that is removed from the fairgrounds before this time will forfeit any premium that exhibitor might receive unless division rules state otherwise.
22. The Ford County Extension Council staff will make every effort to transport 4-H/FFA exhibits to the State Fair in September. Due to limited space, those desiring to exhibit bulky items and livestock must transport their own exhibits.
23. **Copyright Laws:** Exhibitors should learn the guidelines and exercise caution when using copyrighted materials whenever possible by originating their own work. Exhibitors should use with caution a copyrighted and/or trademarked product or service (a brand name, label, or product). A copyright and trademark are legal methods used by writers, artists, corporations and others to protect their original work. Protected items may range from books to music, logos to computer graphics. Copyrighted and/or trademarked materials used in displays, demonstrations, posters or other activities will be disqualified *if the exhibitor does not request permission to use copyrighted and/or trademarked materials* and will not be displayed or receive ribbons or premium. The use and inclusion of specific brand names for educational purposes does not imply endorsement or refusal by the Department of 4-H Youth Development, Kansas State University Agriculture Experiment Station and Cooperative Extension Service, Ford County Fair Association, or the State of Kansas.

NICHOLAS Williams

The 2nd Annual

Kids MEMORIAL PEDAL TRACTOR PULL

Located at the Pavilion

Saturday, July 22

Signup Begins at 12:30 pm

Ages 12 & Younger

4-H/FFA EXHIBITING AND PREMIUM SYSTEM

1. The Danish System will be used to evaluate 4-H exhibits. This system distinguishes between excellent, good, and fair exhibits and awards a Blue, Red, and White award respectively. Ratings will be assigned on an individual basis according to project quality. A single entry in a class does not ensure a blue award.
2. **Class champion will be recognized in every class judged; providing the entry is blue ribbon class champion quality. Grand Champion in every project will be recognized; providing the exhibit is of blue-ribbon grand champion quality.**
3. Placing stickers may be used in some divisions. If 4-H'er would like a ribbon instead of the sticker, they may pick one up at the fair office at the end of the county fair. **Grand Champion exhibitor may request a trophy instead of receiving a monetary premium.** All requests for trophies must be made in writing and submitted to an Extension Agent at the end of the county fair.
4. Judges' fees, ribbons, fair supplies, booth premiums, and open class premiums are paid first. Money remaining will be used to pay 4-H/FFA premiums.
5. Premiums will be paid in late August or September.
6. The 4-H Cloverbud program is designed as an exploratory experience and not a competitive one. All Cloverbud participants will receive a participation ribbon. Cloverbud members do not receive premium monies.
7. Premium money will be distributed to 4-H/FFA members on a point system. Each purple ribbon exhibit will receive seven (7) points, blue ribbon exhibit will receive five (5) points, each red ribbon exhibit will receive three (3) points, and each white ribbon exhibit will receive one (1) point. Premium money will be pro-rated based on the total number of points earned by the 4-H/FFA exhibitor. Should an exhibitor fail to have enough money to earn a premium of \$3.00, the individual will be compensated so that a premium of \$3.00 will be paid. In other words, no eligible exhibitor will receive less than \$3.00 total premium.
8. **EXAMPLES:** 1 point is worth 50 cents

Chris Clover received:

1 purple award (1 x 7 = 7 points)	7 x 50 cents =	\$ 3.50
2 blue awards (2 x 5 = 10 points)	10 x 50 cents =	\$ 5.00
1 red award (1 x 3 = 3 points)	3 x 50 cents =	\$ 1.50
1 white award (1 x 1 = 1 point)	1 x 50 cents =	<u>\$ 0.50</u>
Total premium =		\$ 10.50

FIRST 300 RECEIVE FREE MEAL
CELEBRATE

"Home Town Pride"

at the
Ford County Fair's
Hot Dog Feed

Friday
July 21
@6:00 PM

SPONSORED BY



HI PLAINS FEED

★ The Ford County Fair Association and
★

★ Hi Plains Feed, LLC invite the public to
★

★ come down to the Ford County Fair and
★

★ enjoy free hot dogs & celebrate the
★

★ wonderful communities of Ford County.
★

GRILL PROVIDED BY BLACK HILLS ENERGY

.....

2023
RECOMMENDED REQUIREMENTS FOR
KANSAS COUNTY FAIRS

KANSAS ORIGIN LIVESTOCK

GENERAL REQUIREMENTS

All animals are subject to examination by the exhibition staff or their representatives, and shall be free of clinical signs of infectious or contagious disease. Animals determined by exhibition staff to have not met listed requirements will not be permitted to exhibit. *A certificate of veterinary inspection (CVI, Health Certificate), for Kansas Origin Livestock, is not required by the Kansas Department of Agriculture – Division of Animal Health (KDA-DAH), but can be required at the discretion of each exhibition event. Livestock Originating from Other States, outside Kansas, must meet Kansas import requirements and have a valid Certificate of Veterinary Inspection.*

CATTLE AND BISON

All cattle and bison must meet the General Requirements. The Kansas Department of Agriculture Division of Animal Health (KDA-DAH) requires no tests on cattle and bison of Kansas origin. Cattle determined by exhibition staff to have lesions of ringworm, warts or infested with mange will not be permitted to exhibit.

SWINE

Swine originating in Kansas must meet the general requirements. Kansas has obtained Stage V status in the National Pseudorabies Program, and the state is classified free of swine brucellosis. Negative pseudorabies and brucellosis tests are not required for Kansas origin swine.

SHEEP

In addition to the general requirements, all sheep shall:

- Identified with a registered tattoo or an official USDA premises ID tag (Scrapie tag).
- Free of any signs of sore mouth.
- Free of clinical signs of active fungal (ringworm) infection, including club lamb fungus.

GOATS

In addition to the general requirements, all goats shall:

- Be free of any signs of sore mouth.
- Be free of signs of lesions of ringworm, warts or infestation of mange.
- Be identified with a registered tattoo or an official USDA premises ID tag (Scrapie tag.) Goats identified with registration tattoos must have legible tattoos and must have registration papers for these animals available for inspection.

HORSES

Horses shall meet the general requirements. A comprehensive vaccination protocol is recommended, but not required by KDA-DAH. For horses originating within Kansas, a valid VS Form 10-11 showing evidence of a negative Equine Infectious Anemia (Coggins) Test conducted by a state-approved laboratory within 12 months prior to exhibition is recommended but not required by KDA-DAH.

POULTRY

All poultry must meet the General Requirements. Kansas continues its designation as a Pullorum-Typhoid (P-T) Clean state. All poultry, within the state of Kansas (except waterfowl), are required to show proof of being P-T clean by one of the following:

- Originate from a certified U.S. Pullorum-Typhoid clean flock.
- Test negative on a P-T test at check-in of the county fair when the county has been designated by KDA-DAH for surveillance. Routine surveillance testing will be performed for each county fair a minimum of once every 5 years.

RABBITS

All rabbits must meet the General Requirements.

LIVESTOCK ORIGINATING FROM OTHER STATES

GENERAL REQUIREMENTS

All livestock entering Kansas shall follow all KDA-DAH import requirements. The import requirement list is available at www.agriculture.ks.gov/animalhealth or by calling KDA-DAH at (785) 564-6601. In addition, all livestock must meet the following requirements:

- Be free of clinical signs of infectious or contagious disease. Animals with lesions of ringworm, warts, infested with mange or any other infectious or contagious disease, as determined by exhibition staff, will not be permitted to exhibit.
- Be accompanied by a CVI issued within 30 days before exhibit. This must be available, upon request, to the exhibition staff.
- All cattle, swine, sheep and goats, including steers and spayed heifers, must be individually identified by a USDA-approved ear tag (metal, 840-compliant, or premises tag), official breed registration tattoo or tag, or breed association ear notch for swine.
- All identification numbers must be individually listed on the accompanying CVI.
- If registration tattoos are used, the registration papers must be available for inspection, and both the FULL registration number and tattoo number must be written on the CVI.
- All required tests must be conducted by a state-approved laboratory.
- TB testing, if required, must be conducted by a veterinarian who is licensed and accredited in the state of origin.
- All animals are subject to examination by the exhibition staff or their representatives.

CATTLE AND BISON

All cattle and bison entering Kansas must meet the general requirements.

SWINE

In addition to the general requirements, all swine entering Kansas must meet one of the following:

- All swine must have official ID, and ID must be individually listed on the accompanying CVI.
- All swine must obtain an import permit number prior to movement into Kansas.

NOTE: SWINE VACCINATED FOR PSEUDORABIES SHALL NOT BE ALLOWED INTO KANSAS FOR EXHIBITION OR ANY OTHER PURPOSE.

SHEEP

In addition to the general requirements, all sheep entering Kansas shall be free of any signs of sore mouth or active fungal (ringworm) infection, including club lamb fungus. All sheep originating from outside Kansas, must have official ID, and ID must be individually listed on the accompanying CVI.

GOATS

In addition to the general requirements, all goats entering Kansas must have an official ID, and ID must be individually listed on the accompanying CVI.

HORSES

In addition to the general requirements, all horses entering Kansas must be accompanied by a valid VS Form 10-11 showing evidence of a negative Equine Infectious Anemia (Coggins) test conducted by a state-approved laboratory within 12 months before entry into Kansas. Foals, six month of age and younger, accompanying their EIA-negative dams, are exempt from EIA test requirements.

POULTRY

All poultry must meet the General Requirements. All poultry entering Kansas, except waterfowl, must show proof that they are Pullorum - Typhoid clean by one of the following methods:

- All poultry, except waterfowl, are required to show proof of being P-T clean by one of the following:
 - Originate from a certified U.S. Pullorum-Typhoid clean flock.
 - Test negative on a P-T test within 90 days of exhibition.
- Additionally, out-of-state poultry must have a "Permit to Ship Poultry or Hatching Eggs" issued by the KDA-DAH office within the previous 15 days.

RABBITS

All rabbits must meet the General Requirements. All rabbits originating outside of Kansas must meet Kansas import requirements and must have a valid Certificate of Veterinary Inspection.

FORD COUNTY FAIR HEAT CONTINGENCY PLAN

In the case of an excessive heat forecast during the Ford County Fair, the Ford County Fair Board will implement the following livestock heat contingency plan for Beef, Sheep, Swine, Goats, Horses, Rabbits, and Poultry. **Implementation of the Heat Plan will be determined the week of the fair.** Please check the fair bulletin board or the Ford County Extension website for information concerning the Heat Plan. www.ford.ksu.edu. This plan is for the safety and comfort of the animals and exhibitors.

***This plan is optional and at the discretion of the 4-H/FFA family and Open Class participant, for the exhibitor's animals to stay or go home.**

All livestock exhibitors are encouraged to bring their animals down to the fairgrounds early Thursday morning (there will be somebody on site beginning at 7:00 a.m.) This will give the animals a chance to cool off, consume some feed and water and be ready to be handled and weighed beginning at 5:30 p.m.

Poultry and Rabbits

Animals can be released after the show. This also applies to Open Class.

Horse

Participants may wear a short-sleeve button down collared shirt and no hat for western and speed events.

Swine

Breeding gilts and other animals not participating in Round Robin, not going through the Premium Sale or not being floored (sold) to the buyer can be released after the show.

Goats

Breeding does and other animals not participating in Round Robin, not going through the Premium Sale or not being floored (sold) to the buyer can be released after the show.

Beef

Breeding heifers, cow/calf pairs, bucket calves and animals not participating in Round Robin, not going through the Premium Sale or not being floored (sold) to the buyer can be released after the show.

Sheep

Breeding ewes and animals not participating in Round Robin, not going through the Premium Sale or not being floored (sold) to the buyer can be released after the show.

4-H/FFA LIVESTOCK PROJECTS

Rules & Regulations

1. Livestock or camper trailers may NOT be parked around the horse arena or between the livestock barn and the horse arena. No tie out areas allowed across from the west end of the horse arena until the end of the horse show.
2. All market & breeding livestock must have been weighed and identified in the family name on the county weigh-in dates.
Identifying exact exhibitor must be done by July 1.
3. A veterinarian will be present for visual health inspection of livestock. The veterinarian will be instructed as to what they need to be checking for. Example: club lamb fungus, contagious diseases, retained testicles and other signs of illness or surgically/mechanically manipulated features.
4. All poultry (except waterfowl) are to test negative at check-in of the County Fair when Ford County has been designated by KDA-DAH for surveillance. Routine surveillance testing will be performed for the Ford County Fair a minimum of once every 5 years. (Next testing is scheduled for 2024.)
5. There will be no re-weighs of livestock.
6. No adhesives, adding on of hair, paint, glitter, etc. is allowed on any market animal that is being shown or sold. Horses are excluded from this rule and the horse project will follow the rules in the most current version of the KS 4-H Horse Show Rulebook.
7. Livestock projects, which are housed on the fairgrounds (beef, swine, sheep, bucket calves, goats, dairy, rabbit, poultry), will be assigned stalls/pens/cages.
8. Each exhibitor will furnish feed and feeding facilities for livestock projects. No straw will be allowed in the Beef, Meat Goat, Sheep, and Swine barns.
9. No butt fans or blocking chutes will be allowed in the aisles, alleys, and sidewalks in and around the barn (excluding rabbit/poultry barn).
10. If the care of animals is neglected, the exhibitor will forfeit their privilege to sell that animal.
11. During Showmanship finals keep horse trailers south of the horse arena.
12. Riding horses through the barns or around the exhibit buildings is not permitted.
13. Livestock exhibitors must be on hand to groom, exhibit & sell their entries. Exceptions to this rule may be allowed where the club member has two (2) or more entries in a class or in the event that the owner has been injured prior to the show (i.e. broken leg or ankle) or is extremely ill; then and **ONLY IF SHOWN BY ANOTHER FORD COUNTY 4-H/FFA MEMBER** may the animal be shown.
14. Posters or signs advertising animals or items for sale at the fair are prohibited.
15. 4-H and FFA members may sell 2 market animals in the market animal sale with no more than one per species. **EXAMPLE:** A club member may sell one calf and one pig, or one calf and one lamb, or one pig and one lamb. To be eligible for sale, an animal owner must sign Sale Agreement and Animal Drug Certificate and have at fair office by time stated on form. All exhibitors must have participated in the mandatory YQCA training to sell a market animal. Animals not making weight are not eligible in the rate of gain contest.
16. Market animals entered in the 4-H/FFA Livestock Sale must have been shown in a market class.
17. **THANK YOU NOTES ARE REQUIRED BEFORE ANY PREMIUM** (livestock & food sale, special premiums, and ribbon monies) will be paid. **PENS, CAGES & STALLS MUST BE CLEANED BEFORE PREMIUMS WILL BE PAID.**
18. 4-H and FFA members are expected to dress in the proper showmanship/show ring attire for the species they are showing.

19. Participants must attend a mandatory livestock sale meeting immediately following weigh-in on Thursday.
20. All livestock must remain on the fairgrounds for the duration of the fair unless the heat contingency plan is in effect. Premiums can be withheld for failure to follow this rule. Livestock will be released at conclusion of the sale.

RATE OF GAIN CONTEST REGULATIONS

The Rate of Gain factors in the Average Daily Gain (ADG= pounds of weight gained/number of days on feed) of an individual animal over the 80+ day period between spring weigh-in and County Fair weigh-in. A rate of gain contest will be held for all animals that were weighed in at the spring County weigh-in and the County Fair weigh-in. Animals meeting the qualifications will automatically be entered. To qualify animals must:

1. Be weighed in at both county weigh-in & County Fair weigh-in
2. Be a market animal
3. Be within the specified weight limits for their species

Ties will be broken by using the placings from the market show.

4-H LIVESTOCK SALE POLICY

Premium Sale: Exhibitors are allowed to sell a maximum of two items (example - 1 food and 1 animal or 2 animals of different species) in the premium sale. Animals going through the sale must have met the fair market weight requirements and have been shown in the market class. Sale Agreements and Animals Drug Certification paperwork must be completed by the required deadlines. These animals will then be sold on a premium basis. 4-H members are encouraged to contact and invite buyers to the Premium Sale.

If the buyer only wants to pay the premium on the animal/4-Her, they will need to pay the Ford County Fair Association the premium amount as determined by the auctioneer and the animal will be loaded on the truck to be shipped with the rest of the market animals. If the buyer chooses to keep the animal for slaughter for their own use, they will be required to pay the Ford County Fair Association for both the premium and market price of the animal. The Ford County Fair Association will issue checks to the 4-Her.

Other animals (including lightweights) can be sent to market as long as the required paperwork has been completed and the market buyer agrees to take them. The exhibitor will receive the market price for the animal. The Ford County Fair Premium Sale is a terminal sale.

Terminal Sale: This is a terminal sale for market beef, market sheep, market swine, and meat goats. All animals must be either turned back to the floor buyer or used for home consumption. They may not be taken home by either the buyer or the seller. Sale of animals going through the sale is final, and animals are ineligible for exhibiting at any future show. Exhibitors will have the opportunity to ask questions and complete the required paperwork at the Exhibitor meeting that will be held on Thursday evening of the Fair.



LIVESTOCK HERDSMANSHIP

1. A special herdsmanship contest will be awarded to clubs excelling in both pen cleanliness and club teamwork during the Fair in the following areas: Beef Barn (will include beef animals, bucket calves, and dairy cattle), Sheep/Goat Barn, Swine Barn, and Rabbit/Poultry Barn.
2. The purpose of the contest is to provide an incentive to keep the livestock barns presentable at all times to the public. All exhibitors are asked to help to keep the livestock barns presentable at all times to the public. Teamwork is encouraged among club members. Everyone's assistance is needed to help make this a fun and fair competition.
3. Each livestock exhibitor in beef, dairy, meat goats, swine, sheep, poultry, and rabbits will be assigned a stall or pen for their animals. These will be assigned prior to the fair and grouped according to clubs, except poultry/rabbits.
4. Winners will be posted daily. Three awards per specie per day will be awarded. Each club may win one-per-specie per day.
5. Herdsmanship contest will run Friday – Sunday. Exhibits will be judged once daily.
6. Judging criteria:
 - A. CLEANLINESS OF ALLEY, STALLS, AND PENS.
 - Bedding adequate, dry, clean and in place.
 - Manure hauled out and deposited in designated areas.
 - Alleyways swept clean, free of dust, sand, wood chips, hay and manure.
 - Watering points and drains kept clean.
 - Feed boxes and gear stored in area provided.
 - B. APPEARANCE OF ANIMALS AND STALL CARDS
 - Animals clean and brushed.
 - Animals securely tied or penned
 - Readable from alley
 - Neatly arranged
 - Clean and complete
7. Scoring will be based upon the following:

Cleanliness of Alley, Stalls and Pens	10 points
Appearance of Animals	10 points
Stall Cards	<u>5 points</u>
TOTAL POINTS	25 points
8. Individual species daily results will be combined to determine the final Herdsmanship Awards per species. Daily 1st Place results will receive 5 points, 2nd Place results will receive 3 points, and 3rd Place results will receive 1 point. Final placings will receive a premium of Blue = \$15, Red = \$10 and White = \$5.



SHOWMANSHIP & ROUND ROBIN RULES

Round Robin Contest, Sunday, July 23, 2023

(30 minutes after beef show)

1. Showmanship contests will be held just preceding the judging of the species, except beef. See schedule for details.
2. The showmanship contest will be divided into three groups – 7-9-year-olds, 10-13-year-olds, and 14 and older, prior to January 1 of the current year.
3. A champion and reserve champion beef, horse, meat goat, sheep, and swine showman will be selected in each age group.
4. In order for an animal (excluding horse) to be entered in showmanship, the animal must also be entered in a breeding or market class under the same 4-H/FFA member who will show the animal in showmanship.
5. Showmanship contestants will be judged by the following standards:
 - a. Appearance of animal
 - Grooming
 - Condition
 - Washing and cleanliness
 - Trimming of head, ears, hair, horns, etc.
 - b. Showing of animals in the ring
 - Control of animal by exhibitor
 - Poise and attitude of exhibitor
 - Skill in showing. This includes continuous attention and keeping animal placed to advantage
 - Ability to stand or move animal as requested by judge
 - Knowledge of animal and project.
 - c. Appearance of exhibitor
 - Neat, clean, and appropriately dressed following 4-H dress code. Example: No spaghetti straps, bare mid-ribs & oversized tank tops, shirts are to be neatly tucked in
6. Each exhibitor must groom his or her own animal and may use only the assistance of an immediate family member (mother, father, legal guardian, brother, or sister), club project leader or another 4-H/FFA member who is an exhibitor at the current year's fair.
7. Dairy Goats will be shown with dairy animals in showmanship contest.
8. If one 4-H/FFA'er wins in more than one species, he or she must select the one specie they want to represent and then we bump up the reserve grand to represent the other species.
9. The animal used to win showmanship within each species should be the animal used for round robin, unless safety issues determine otherwise.
10. Each rotation will last 2 minutes; contestants will rotate in a clockwise direction.
11. Contestants will be rated on a scale from 1 to 10 (10 being the highest score available).
12. Contestant receiving the most points or highest score will be the champion showman.
13. Ties will be broken by the individual specie score from the species represented by the contestant.
14. Even if a species does not have a Grand Champion or Reserve Grand Champion Showman selected, the species will still be included in Round Robin.
15. Contestants may be asked general questions about each species.



DEPARTMENT 3: 4-H/FFA BEEF

Show Date: Sunday, July 23, 2023

1. All market steers & heifers must have been weighed and identified in the family name on the county weigh-in dates. All market steers/heifers must be born after January 1 of the previous year.
2. **Fair Pre-entries are due on or prior to Saturday, July 1 by 5:00 p.m. through the Fair Entry program.** This includes all livestock projects as entries.
3. No adhesives, paint or adding on of hair is allowed.
4. All beef (bucket calves, cow/calves, heifers, steers) must be on-site & check-in with superintendents at weigh-in. Registration papers for breeding heifers (excluding commercial) will be required.
5. Exhibitor may show up to three market animals, three breeding heifers, and one bucket calf. Heifers may not be shown as both a market and breeding animal.
6. Exhibitor may sell one market beef animal at the 4-H/FFA Livestock Sale. All beef animals sold through the sale must weigh at least 1000 pounds live weight.
7. Classes for breeding heifers will be made by breeds and age. **Breeding heifers will be broken by birth date as long as the class has a minimum of 5 head entered.** Crossbreeds and grades are permissible. Please include date of birth, tattoo, or tag number and breed on pre-entry. Crossbreeds and commercial breeding heifers must be owned by the 4-H/FFA member and tagged, with a 4-H tag, by countywide weigh-in date. Original registration or transfer papers for animals in the breeding classes must be in the sole name(s) of the exhibitor by countywide weigh-in date of the current year. Breeding animals that are registered in a farm name or whose papers include the name of adults are not eligible to show. Breeding animals may be co-owned and co-registered by 2 or more 4-H/ FFA members of the same family.
8. Market animal classes will be made by weight. There will be no breed classes; there will be one market heifer class. There will be no re-weighs.
9. Cows from cow/calf pair cannot be used in showmanship. Calves from the cow/calf pair do not need to be castrated.
10. Market animals entered in the 4-H/FFA Livestock Sale must have been shown in a market class. For each beef animal sold at the 4-H/FFA auction, \$1.00 will be withheld as a donation to 4-H Council. The signed Sale Agreement & Drug Certification must be on file.
11. Second and third market animals may be entered in carcass show, if it weighs 1000 pounds or more and animal drug certificate is on file.
12. Calves sold through sale will be entered in the carcass show unless custom kill prohibits going through the carcass show. Owner will be paid on basis of grade and yield plus premium sale bid. Buyer is to pay premium above floor price. **If buyer desires to keep carcass, buyer is to pay premium plus floor bid price to the Fair Association and make arrangements with the Extension Agents concerning processing.**
13. Bucket calves should be tagged & owned by 4-H member by the small animal weigh-in date.
14. Bucket calves must have been born after January 1 of the current year, and must be halter broke. There is no sale for bucket calves.
15. There will be two bucket calf classes: one for 4-H'ers 7-9-year-olds years old and one for 4-H'ers 10-12-years-old. Grand Champion and Reserve Grand Champion for each class will be selected. Bucket Calves may not be shown in showmanship due to safety precautions.
16. Bucket Calves will be judged, 70% on 4-H'ers knowledge of project and 30% on quality of calf.
17. A Bucket Calf may be shown as beef or dairy, but not both.
18. Bucket calves must be a heifer or steer.
19. Participation in bucket calf is limited to youth 7-12 years of age. If a 12-year-old shows a first-year bucket calf they may enter the 2nd year bucket calf project with that same calf the following year even though they will exceed the 12-year-old age limit that year. Following the 2nd year, the 4-H'er will then no longer be eligible for the bucket calf project.

20. 2nd year bucket calves must be the same calf and must be shown by the same 4-H'er as it was as a 1st year bucket calf. The original ear tag should be used. In other words, the one put in the ear as a 1st year bucket calf.
21. 2nd year bucket calf market animals must be weighed in during countywide beef weigh in.
22. There will be a Grand and Reserve Grand Champion 2nd year bucket calf.
23. The 2nd year bucket calves will be judged 50% on the knowledge of the 4-H'er pertaining to their calf and 50% on the quality of the calf.
24. All 2nd year bucket calves will also be qualified to show as a market animal if they so desire. The calf must meet all requirements, of a market animal, to show and then sell in the premium sale, if the exhibitor so desires. A market heifer may not be shown as a breeding heifer.
25. All 2nd year bucket calf heifers will also be qualified to show as a breeding heifer, if they so desire. Exhibitors must fill out a separate entry for the breeding heifer class. Breeding heifers may not be shown as a market heifer.
26. Beef Carcass Show - Availability and rules of the packinghouse in any individual year will determine rules for the Beef Carcass Show.

Beef Show Class Order will be as follows:

1st year Bucket Calves; 2nd year Bucket Calf Heifer Class; Breeding Heifer Class(es); Cow/Calf Show; Sr., Int., & Jr. Showmanship; 2nd year Bucket Calf Steer Class; 4-H/FFA Market Beef Show

DIVISION 1: BEEF SHOWMANSHIP

- Class 300 Showmanship – 14 & older
- Class 301 Showmanship – 10-13-year-olds
- Class 302 Showmanship – 7-9-year-olds

DIVISION 2: MARKET BEEF

- Class 303 Market Steer
- Class 304 Market Heifer

DIVISION 3: BREEDING BEEF

- Class 305 Breeding Heifer
- Class 306 Cow/Calf

DIVISION 4: BUCKET CALF

- Class 307 Bucket Calf – 4-H'ers 7-9-year-olds
- Class 308 Bucket Calf – 4-H'ers 10-12-year-olds
- Class 309 2nd Year Bucket Calf – steer
- Class 310 2nd Year Bucket Calf – heifer

DIVISION 5: MARKET BEEF CARCASS CONTEST

- Class 311 Beef Carcass

**4-H/FFA Food & Livestock
Premium Auction
Monday, July 24, 2023**

*Ford County Fairgrounds
901 W. Park St., Dodge City*



Meal @ 5:30 pm





Auction @ 7:00 pm





FORD COUNTY Fair
ASSOCIATION
Dodge City, Kansas

DEPARTMENT 4: 4-H/FFA DAIRY

1. Calves and heifers must have been owned or under full responsibility of the member by May 31 of the current year.
2. **Fair Pre-entries are due on or prior to Saturday, July 1 by 5:00 p.m. through the Fair Entry program.** This includes all livestock projects as entries. Identifying exact exhibitor for livestock entries must be done by pre-entry deadline.
3. Producing cows must have been the responsibility of the exhibitor at least one year previous to this show.
4. Only female animals may be shown, except in dairy bucket calf class. Bucket calves must be heifer or bull.
5. An exhibitor may not show more than three dairy animals and one dairy bucket calf.
6. Bucket Calves may not be shown in showmanship.
7. Definitions:
 - Male Bucket Calf: dropped between January 1 & May 31, of current year
 - Female Bucket Calf: dropped between January 1 & May 31, of current year
 - Heifer Calf: dropped between Sept. 1, 2022 & March 1, 2023
Yearling Heifers: dropped between Sept. 1, 2021 to September 1, 2022
 - Aged Heifers & Cows: dropped on or before August 31, 2021
8. Non-producing animals will not be shown with producing animals.
9. Breed champion will be recognized, if the animal is of blue-ribbon quality and if a minimum of 5 animals per breed are shown.
10. Producing cows need not be housed on the fairgrounds. They may be taken home immediately after the show.
11. No adhesives, paint or adding of hair is allowed.
12. It shall be assumed that all animals are free of TB and Brucellosis. Therefore, no health papers will be required. However, health papers will be required to show at the State Dairy Show in Salina and the Kansas State Fair.
13. A Bucket Calf may be shown as beef or dairy, but not both.
14. Dairy Goat classes will be formed, if interest warrants. Classes will be same as dairy. An exhibitor may not show more than three goats. Dairy goats will be shown with Dairy animals in showmanship contest. Please put the age of the goat on the entry card. Only does are allowed to show.

Dairy Cattle & Goat Show Class Order will be as follows:

Senior, Intermediate and Junior Showmanship; Male Bucket Calf; Female Bucket Calf; Heifer Calf; Yearling Heifers; Aged Heifer; Non-producing Cow; Producing Cow; and Dairy Goat.

DIVISION 1: DAIRY SHOWMANSHIP

- Class 400 Showmanship – 14 & older
Class 401 Showmanship – 10-13-year-olds
Class 402 Showmanship – 7-9-year-olds

DIVISION 2: DAIRY BUCKET CALF

- Class 403 Male Bucket Calf
Class 404 Female Bucket Calf

DIVISION 3: DAIRY HEIFER

- Class 405 Heifer Calf
Class 406 Yearling Heifers
Class 407 Aged Heifers & Non-Producing Cow
Class 408 Producing Cow

DIVISION 4: DAIRY GOAT

- Class 409 Dairy Goat

DEPARTMENT 5: 4-H/FFA MEAT GOATS

Show Date: Saturday, July 22, 2023

1. All goats & commercial breeding does must have been weighed and identified in the family name on the county weigh-in dates.
Identifying exact exhibitor must be done by July 1. Exhibitor should have owned the animal(s) by countywide weigh-in date of current year.
2. **Fair Pre-entries are due on or prior to Saturday, July 1 by 5:00 p.m. through the Fair Entry program.** This includes all livestock projects as entries.
3. All show goats will be required to have milk teeth in normal positions. There is to be no breaking of skin or eruption of two permanent front teeth.
4. All goats, including wethers must be identified with a registered tattoo or an official USDA scrapie premise ID tag.
5. Exhibitor is limited to 3 market animals and 3 breeding does.
6. Market meat goats must be either a wether kid or a doe kid.
7. Both market & breeding doe classes will be judged by weight.
8. All market goats shown must weigh a minimum of 60 lbs. An underweight class will be offered, but those animals under 60 lbs. will not be eligible for Grand or Reserve Grand Champion. Meat goats must weigh a minimum of 60 lbs. to sell through the premium sale as long as a buyer is willing to take goats. There is no guarantee that the floor buyer will accept lightweight animals. If not, it is owner's responsibility to take home or find a buyer.
9. Breeding does will have no minimum weight requirement but may weigh a maximum of 160 lbs.
10. If exhibitor has two or more goats, remaining goats may be sold at floor price if the buyer is willing to buy them, if signed Sale Agreement & Animal Drug Certification is on file.
11. If a buyer chooses to keep an animal, the buyer is to pay premium plus floor bid price to the Fair Association.
12. Market animals entered in the 4-H/FFA Livestock Sale must have been shown in a market class. For each goat sold at the 4-H/FFA auction, \$1.00 will be withheld as a donation to 4-H Council.
13. No adhesives, paint or adding on of hair is allowed. (This includes no hoof paint.)
14. All goats are required to have horns tipped (not less than the diameter of a dime at the end). No sharp points allowed. (Dehorning is acceptable.) No tipping of horns on the fairgrounds.
15. All Market goats must be uniformly shorn $\frac{3}{8}$ " or less above the knee and hocks. (They should be clipped approximately two weeks prior to the show. Freshly clipped goats (with clipper marks will be discriminated against.) Hooves should be clean & properly trimmed.
16. Breeding does may be shorn to the discretion of the exhibitor.
17. **Meat goats can be braced, but must be shown with all four feet on the ground. Prior to the class starting, members will be reminded of the rule. If caught breaking this rule, participant will be dropped to the bottom of the class, a second infraction may result in a disqualification.**
18. Exhibitors may use a collar, a collar with a short lead, or a halter when showing. Medium/3mm or smaller pinch collars will be allowed. (Do not carry brushes or combs in back pockets.)

Meat Goat Show Schedule will be as follows:

Senior, Intermediate and Junior Showmanship; Breeding Doe Show; Market Meat Goat Show

DIVISION 1: GOAT SHOWMANSHIP

Class 500 Showmanship – 14 & older

Class 501 Showmanship – 10-13-year-olds

Class 502 Showmanship – 7-9-year-olds

DIVISION 2: MARKET MEAT GOAT

Class 503 Market Meat Goat

DIVISION 3: BREEDING GOAT

Class 504 Breeding Does

DEPARTMENT 6: 4-H/FFA SHEEP

Show Date: Saturday, July 22, 2023

1. Only lambs dropped after January 1, of current year, may be exhibited in the market class.
2. All market lambs & commercial breeding ewes must have been weighed and identified in the family name on the county weigh-in dates. **Identifying exact exhibitor must be done by July 1.** Exhibitor should have owned the animal(s) by countywide weigh-in date of current year.
3. **Fair Pre-entries are due on or prior to Saturday, July 1 by 5:00 p.m. through the Fair Entry program.** This includes all livestock projects as entries.
4. All sheep must be identified with an official USDA scrapie premise ID tag. This requirement includes wethers.
5. Market lamb may be either a wether or an ewe.
6. Lambs being shown in the breeding classes are not eligible to be shown in the market classes & vice versa.
7. Exhibitor is limited to three market and three breeding lambs.
8. Market animal classes will be judged by weight classes only.
9. Only market lambs that are 100 lbs. or heavier may be sold through the 4-H/FFA livestock sale, if a signed Sale Agreement and Animal Drug Certification are on file.
10. If exhibitor has two or more lambs, remaining lambs weighing a minimum of 100 pounds may be sold at floor price, if signed Sale Agreement & Animal Drug Certification is on file. There is no guarantee that the floor buyer will accept lightweight animals. If not, it is owner's responsibility to take home or find a buyer.
11. If a buyer chooses to keep an animal, the buyer is to pay premium plus floor bid price to the Fair Association. Please visit the Extension Staff concerning purchasing animals and custom kills.
12. Market animals entered in the 4-H/FFA Livestock Sale must have been shown in a market class. For each lamb sold at the 4-H/FFA auction, \$1.00 will be withheld as a donation to 4-H Council.
13. Commercial ewes must be tagged with an official 4-H tag by countywide weigh-in date of current year. Original registration or transfer papers for animals in the breeding classes must be in the sole name(s) of the exhibitor by countywide weigh-in date of current year. Breeding animals that are registered in a farm name or whose papers include the name of adults are not eligible to show. Breeding animals may be co-owned and co-registered by 2 or more 4-H/FFA members of the same family.
14. All Market Lambs must be slick shorn with an even length of wool covering above the hock and knee. Wool length should not exceed 0.2”.
15. No adhesives, paint or adding on of hair is allowed.
16. **Sheep can be braced, but must be shown with all four feet on the ground. Prior to the class starting, members will be reminded of the rule. If caught breaking this rule, participant will be dropped to the bottom of the class, a second infraction may result in a disqualification.**

Sheep Show Schedule will be as follows:

Senior, Intermediate and Junior Showmanship; Breeding Ewes; Market Lambs

DIVISION 1: SHEEP SHOWMANSHIP

Class 600 Showmanship – 14 & older

Class 601 Showmanship – 10-13-year-olds

Class 602 Showmanship – 7-9-year-olds

DIVISION 2: MARKET LAMB

Class 603 Market Lamb

DIVISION 3: BREEDING EWE LAMB

Class 604 Breeding Ewe

DEPARTMENT 7: 4-H/FFA SWINE

Show Date: Friday, July 21, 2023

1. Only pigs farrowed after January 1, of current year, will be eligible to compete.
2. All market swine & commercial breeding gilts must have been weighed and identified in the family name on the county weigh-in dates. **Identifying exact exhibitor must be done by July 1.** Exhibitor should have owned the animal(s) as of countywide weigh-in of current year.
3. **Fair Pre-entries are due on or prior to Saturday, July 1 by 5:00 p.m. through the Fair Entry program.** This includes all livestock projects as entries.
4. It is assumed all swine exhibiting have a negative serum neutralization test for Pseudorabies. The herd of origin shall have had no Pseudorabies within the previous 12 months.
5. Market pig entries may be either a barrow or gilt.
6. Barrows must be a physical castrate.
7. Market animal classes will be judged by weight classes only.
8. Exhibitor may show three market & three breeding hogs.
9. No adhesives, paint or adding of hair is allowed.
10. Swine need not be vaccinated for cholera.
11. A market hog that is 220 pounds or heavier may be sold in the 4-H/FFA Livestock Sale, if a signed Sale Agreement and Animal Drug Certification is on file. Please make all efforts to have pigs weighing 220 lbs. There is no guarantee that floor buyer will accept underweight animals. If not, it is the owner's responsibility to take home or find a buyer.
12. If exhibitor has two or more pigs, remaining pig(s) may be sold at floor price, if a Sale Agreement & Animal Drug Certification is on file.
13. **If a buyer chooses to keep an animal, the buyer is to pay premium plus floor bid price to the Fair Association. Please visit the Extension Staff concerning purchasing animals and custom kills.**
14. Market animals entered in the 4-H/FFA Livestock Sale must have been shown in a market class. For each pig sold at the 4-H/FFA auction, \$1.00 will be withheld as a donation to 4-H Council.
15. Classes will be made for breeding gilts according to breeds if there are 5 or more in class. Gilts must be shown as market hog or breeding. It cannot be shown as both.
16. Commercial gilts must be tagged with an official 4-H tag by countywide weigh-in date of current year. Original registration or transfer papers for animals in the breeding classes must be in the sole name(s) of the exhibitor by countywide weigh-in date of current year. Breeding animals that are registered in a farm name or whose papers include the name of adults are not eligible to show. Breeding animals may be co-owned and co-registered by 2 or more 4-H/FFA members of the same family. The individual ear notch number of the animal must match the ear notch on the registration papers.

Swine Show Schedule will be as follows:

Senior, Intermediate and Junior Showmanship; Breeding Gilt;
Market Hog

DIVISION 1: SWINE SHOWMANSHIP

Class 700 Showmanship – 14 & older

Class 701 Showmanship – 10-13-year-olds

Class 702 Showmanship – 7-9-year-olds

DIVISION 2: MARKET HOG

Class 703 Market Hog

DIVISION 3: BREEDING GILT

Class 704 Breeding Gilt

DEPARTMENT 8: 4-H DOGS

THIS WILL BE A QUALIFYING EVENT FOR THE
2023 KANSAS STATE FAIR 4-H DOG SHOW.

Contact the Ford County Extension Office by Monday, June 26, 2023
for more information.

Purpose: To provide an opportunity for Kansas 4-H members to demonstrate the proficiencies of the dogs they have personally trained and groomed through their 4-H project.

1. A photocopy of the 4-H Dog Show Immunization Record (only MG-34 Revised, January 2021 accepted) must be completed for each dog entered. The fully completed record must be attached to the pre-entry. **Required** vaccinations are: Rabies, Distemper, Hepatitis, Parvovirus, and Parainfluenza, and Bordetella. The Rabies vaccination must be administered by a licensed veterinarian. All vaccinations must be current. Dogs must be at least 6 months of age at time of show.
2. K-State Research and Extension offices, 4-H Councils, and Fair Boards of participating counties and their staff and volunteer members will not be responsible for any loss, theft, injury, or death of dogs entered in the show or for exhibitor injury.
3. The rules and schedule for the Meade County Dog Show can be obtained from the Ford County Extension Office or online at www.ford.ksu.edu. The entry deadlines maybe different from other entries.



**COUNTRY
MUSIC**

AT THE
FAIR

FREE CONCERT
Jadynce Jean
of Great Bend, Kansas
Saturday Night --- 9:00-11:30 PM

DEPARTMENT 9: 4-H HORSE
Show Date: Saturday, July 22, 2023

1. Rules from the most current version of the Kansas 4-H Horse Show Rulebook (rev. 2023) will be followed.
2. Animal(s) shown must be owned by the 4-H member or under member's full responsibility before June 1. Horse Identification Certificate must be on file in Extension Office by June 1, of current year.
3. 4-H Horse Project Members are highly encouraged to complete the Kansas 4-H Equine Webinar Safety Episode and take the quiz before competing in the Ford County Fair Horse Show, however it is not mandatory in 2023.
4. Kansas 4-H Horse Project Members, who are currently enrolled in the 4-H Horse Project are eligible to compete at the **Kansas State Fair 4-H Horse Show** if:
 - a. The horse is properly identified for the Kansas 4-H Horse Project. A properly identified horse is either:
 - i. Registered with a breed association in the 4-H'ers or an immediate family member's name by June 1 of the current 4-H program year.
 - ii. Or identified with a Kansas 4-H Horse ID form, signed by the local Extension Agent by June 1 of the current 4-H program year.

The 4-H member must have a copy of the 4-H Horse ID form signed by the local agent or a copy of the horse's registration papers on file with the Ford County Extension Office by June 1 of the current 4-H program year.
 - b. Exhibit a properly identified horse at a horse show in a class group and be qualified to exhibit in any class included in that group. The qualification period is October 1, 2022 – August 1, 2023. The horse show need not be a "4-H" show. Show may include: open shows, circuits, local associations, breed/discipline associations. Qualification for each group is based on one horse/rider/combination. The 4-H Horse Project Members are not limited in the total number of horses they may exhibit. Exhibitors will be limited to entering only those classes in which they qualified for a particular horse.
 - c. Exhibitors should be prepared to show proof of exhibition via signed affidavit by show management.
 - d. Complete the Kansas 4-H Equine Webinar Safety Episode with quiz annually before completing Kansas State Fair Entry.
5. **Fair Pre-entries are due on or prior to Saturday, July 1 by 5:00 p.m. through the Fair Entry program.** This includes all livestock projects as entries.
6. Age of animal is determined as of January 1 in the year in which it was born. For example: a weanling is a foal of this year regardless of which month it was born; a foal born last year (2022) is a yearling; one born year before last (2021) is a two-year old; etc.
7. Stallions cannot be exhibited in any class.
8. Additions/changes to the classes must be made prior to the start of the show.
9. Contestants may enter Western Pleasure/Horsemanship or Walk/Trot classes, but not both.
10. During Showmanship Finals keep horse trailers south of the horse arena.
11. Contestant age groups will be 7-9-year-olds, 10 to 13-year-olds and 14 and older.
12. Cash Premiums will be awarded in three age divisions on Showmanship. Buckles are awarded for Performance (Western Pleasure, Western Horsemanship, Reining, & Trail) & Speed Events (Barrel Racing, Pole Bending, Key Hole & Flag Race). Scoring of overall exhibitor award will be based on:

<u>Class</u>	<u>Placing</u>	<u>Points</u>	<u>Class</u>	<u>Placing</u>	<u>Points</u>
	1 st place	7		4 th place	4
	2 nd place	6		5 th place	3
	3 rd place	5		6 th place	2

13. Each overall award is based on one horse/one rider combination. Everyone will receive a ribbon, but only top six places will receive points toward the overall exhibitor award. Walk-Trot will not be figured in the all-around.
14. In the event of a tie, scores from Showmanship will be used to break a tie for Overall High Point Award.
15. Kansas 4-H Dress Code and general rules for KS 4-H Horse Shows will be enforced. (See current Handbook for Kansas 4-H Horse Show Rule Book for descriptions). The use of protective headgear, in place of a hat, is encouraged in any and all classes, including judged, timed and futurity classes.
16. Hair dressing and powder should be used sparingly.
17. A time frame will be posted for contestants to work trail pattern outside the arena. They must work the trail pattern during that time.
18. For High Point Performance, participants must qualify on the horse they used for Showmanship Class.

HORSE CLASS ENTRY NUMBERS

Halter Classes (by breeds & stock type or non-stock type) The term “stock-type” includes, but is not limited to, Appaloosa, Buckskin, Paint, Palomino Quarter Horse. The term “non-stock-type” includes, but is not limited to, Arabian, Morgan, Thoroughbred, and American Saddlebred.

DIVISION 1: HORSEMANSHIP

- Class 900 Showmanship – 14 & older
- Class 901 Showmanship – 10-13-year-olds
- Class 902 Showmanship – 7-9-year-olds

DIVISION 2: HALTER CLASSES

- Class 903 Stock Type Gelding
- Class 904 Non-Stock Type Gelding
- Class 905 Stock Type Mare
- Class 906 Non-Stock Type Mare

DIVISION 3: PERFORMANCE CLASSES

- Class 907 Non-Stock Western Pleasure – 14 & older
- Class 908 Non-Stock Western Pleasure – 10-13-year-olds
- Class 909 Non-Stock Western Pleasure – 7-9-year-olds
- Class 910 Western Pleasure – 14 & older
- Class 911 Western Pleasure – 10-13-year-olds
- Class 912 Walk/Trot Western Pleasure – 10-13-year-olds
- Class 913 Western Pleasure – 7-9-years-old
- Class 914 Walk/Trot Western Pleasure – 7-9-year-olds
- Class 915 Western Horsemanship – 14 & older
- Class 916 Western Horsemanship – 10-13-year-olds
- Class 917 Walk/Trot Western Horsemanship –
10-13-year-olds
- Class 918 Western Horsemanship – 7-9-year-olds
- Class 919 Walk/Trot Western Horsemanship –
7-9-years-old
- Class 920 Reining – 14 & older
- Class 921 Reining – 10-13-year-olds
- Class 922 Reining – 7-9-year-olds
- Class 923 Trail – 14 & older
- Class 924 Trail – 10-13-year-olds
- Class 925 Trail – 7-9-year-olds
- Class 926 *Ranch Horse Pleasure – 14 & older
- Class 927 *Ranch Horse Pleasure – 10-13-year-olds
- Class 928 *Ranch Horse Pleasure – 7-9-year-olds
- Class 929 Barrel Racing – 14 & older
- Class 930 Barrel Racing – 10-13-year-olds
- Class 931 Barrel Racing – 7-9-year-olds
- Class 932 Flag Race – 14 & older
- Class 933 Flag Race – 10-13-year-olds
- Class 934 Flag Race – 7-9-year-olds
- Class 935 Pole Bending – 14 & older
- Class 936 Pole Bending – 10-13-year-olds
- Class 937 Pole Bending – 7-9-year-olds

Class 938
Class 939
Class 940

Key Hole Race – 14 & older
Key Hole Race – 10-13-year-olds
Key Hole Race – 7-9-year-olds

*Ranch Horse Pleasure rules are available in the County Extension Office.
** Horse Show Patterns will be made available as soon as possible. Check the Ford County Fair Association's Facebook Page or the Ford County 4-H Program's Facebook Page for alerts. Horse Show Patterns will be available for pick up at the Ford County Fair Office in the Main Exhibit Building.



DEPARTMENT 10: 4-H/FFA POULTRY

Show Date: Friday, July 21, 2023

1. Judging of poultry will be done on basis of exhibition qualities, with the exception of market poultry and production birds. Market poultry will be judged on meat quality only; while production birds will be judged on egg production qualities only.
2. Exhibition classes will be judged by breeds.
3. Put breed and variety on all entries.
4. All poultry (except waterfowl) are to test negative prior to the County Fair when Ford County has been designated by KDA-DAH for surveillance. Routine surveillance testing will be performed for the Ford County Fair a minimum of once every 5 years. (Next testing is scheduled for 2024.)
5. Poultry must be entered at Fairgrounds between 7:30 to 10:00 a.m. on **Thursday, July 20.**
6. Cages will be assigned based upon number of pre-entries.
7. If showing wild game birds (quail, pheasant, etc.), must have proof of purchase available upon request, or license to raise such birds.

**** See list of Accepted Breeds and Varieties of the American Poultry Association available at www.ford.ksu.edu.**

DIVISION 1: POULTRY (*limit 2 entries per class*)

- | | |
|------------|---|
| Class 1000 | Standard Large Fowl Breeds –
1 young bird of either sex |
| Class 1001 | Standard Large Fowl Breeds –
1 old bird of either sex |
| Class 1002 | Bantams – 1 young bird of either sex |
| Class 1003 | Bantams – 1 old bird of either sex |
| Class 1004 | Pen of 3 Production Pullets – Standardbred,
Crossbred or Straincross pullets (judged on egg
production qualities only) |
| Class 1005 | Pen of 3 Production Hens – Standardbred,
Crossbred or Straincross hens (judged on egg
production qualities only) |
| Class 1006 | Pen of 3 Dual Purpose Pullets – (i.e. Rhode
Island Reds, New Hampshire, Plymouth Rocks) |
| Class 1007 | Pen of 3 Dual Purpose Hens – (i.e. Rhode Island
Reds, New Hampshire, Plymouth Rocks) |
| Class 1008 | Pen of 3 Meat Type Chickens – Standardbred,
Crossbred or Straincross birds of the same sex
(judged on meat production qualities only) |

DIVISION 2: TURKEYS (*limit 3 entries per class*)

- | | |
|------------|--|
| Class 1009 | One Young Turkey (born this calendar year)
all breeds of either sex |
| Class 1010 | One Old Turkey (born previous calendar year)
all breeds of either sex |

DIVISION 3: DUCKS (*limit 3 entries per class*)

- | | |
|------------|--|
| Class 1011 | One Young Duck (born this calendar year)
all breeds of either sex |
| Class 1012 | One Old Duck (born previous calendar year)
all breeds of either sex |

DIVISION 4: GEESE (*limit 3 entries per class*)

- | | |
|------------|---|
| Class 1013 | One Young Goose/Gander – all breeds
(born this calendar year) |
| Class 1014 | One Old Goose/Gander – all breeds
(born in previous calendar year) |

DIVISION 5: OTHER POULTRY (*limit 3 entries per class*)

- | | |
|------------|------------------------|
| Class 1015 | Pen of 3 Quail |
| Class 1016 | Pen of 3 Pheasant |
| Class 1017 | Pen of 3 Guineas |
| Class 1018 | Exotics |
| Class 1019 | Brown Eggs – 1 dozen |
| Class 1020 | White Eggs – 1 dozen |
| Class 1021 | Colored Eggs – 1 dozen |
| Class 1022 | Other Eggs – 1 dozen |

DEPARTMENT 11: 4-H RABBITS

Show Date: Friday, July 21, 2023

Due to the presence of the Rabbit Hemorrhagic Disease (RHDV2) in neighboring states, the 4-H Rabbit Show at the 2023 Ford County Fair will be a Carrier-Only Show. Rabbits will not be housed on the Fairgrounds. Arrive at least 30 minutes before the show for check in. *If cases become confirmed in Kansas, Fair staff will determine if a live show needs to be cancelled or moved forward.*

1. All rabbit entries must have a pre-entry no later than July 1 (this includes showmanship, Jr. Doe, etc.).
 2. Exhibitor may enter as many as eight entries. All eight entries may be in the same class.
 3. Rabbits not going to the Kansas State Fair may just have their tattoo written in the left ear with a permanent marker. Kansas State Fair rabbits must have a permanent tattoo number in their left ear.
 4. Breeding classes will be judged by breed and fur. **Name of breed and tattoo number must be on pre-entry.**
 5. Exhibitors that qualify a junior or intermediate rabbit at the Ford County Fair or qualifying show must show the rabbit in the correct class according to its age and weight at State Fair time. **Pre Junior (under 3 months)** classes only available in the following breeds: Argente, Braun, Beveren, Blanc de Hotot, Californian, Champagne D'Argent, Checkered Giant, American Chinchilla, Giant Chinchilla, Cinnamon, Crème D' Argent, New Zealand and Palomino. **Juniors (under 6 months)**. **Intermediate (6-8 months)** classes only available in the following breeds: American, Giant Angora, Argente Braun, Beveren, Blanc de Hotot, California, Champagne D'Argent, Checkered Giant, American Chinchilla, Giant Chinchilla, Cinnamon, Crème D'Argent, Flemish Giant, English Lop, French Lop, New Zealand, Palomino, Satin and Silver Fox. **Senior**, six months of age or over for breeds other than those listed as having Intermediate classes, eight months of age or over for breeds having Intermediate classes.
 6. Exhibits need to be purebreds only.
 7. Cages will be assigned based upon class pre-entry numbers.
- ** See list of Recognized Breeds and Varieties of the American Rabbit Breeders Association (ARBA), as of December 2022, available at www.ford.ksu.edu.**

DIVISION 1: RABBIT SHOWMANSHIP

- Class 1100 Showmanship – 14 & older
Class 1101 Showmanship – 10-13-year-olds
Class 1102 Showmanship – 7-9-year-olds

DIVISION 2: RABBIT PROJECT

- Class 1103 Pre Junior Doe – under 3 months of age
Class 1104 Junior Doe – under 6 months of age
Class 1105 Intermediate Doe – 6-8 months of age
Class 1106 Senior Doe – 6 months of age or older
Class 1107 Pre Junior Buck – under 3 months of age
Class 1108 Junior Buck – under 6 months of age
Class 1109 Intermediate Buck – 6-8 months of age
Class 1110 Senior Buck – 6 months of age or older


DIVISION 3: MEAT PEN

- Class 1111 Pen of 3 Meat Class Rabbits
(All one recognized breed and variety, weighing a minimum of 3 lbs. to a maximum of 5 lbs. each.)

★ ★ ★ ★ ★ ★ ★ ★

The
**DODGE CITY
COWBOY
BAND**
EST. 1879

*Strike
UP THE
Band*



**Friday, July 21
@6:00 PM**

★ ★ ★ ★ ★ ★ ★ ★

4-H GENERAL PROJECTS RULES & REGULATIONS

Fair Pre-entries are due on or prior to Saturday, July 1 by 5:00 p.m. through the Fair Entry program. Pre-entries are required for all 4-H Exhibits for the 2023 County Fair. **NO LATE ENTRIES WILL BE ACCEPTED.** This includes all livestock and non-livestock projects as well as club entries, such as booths and banners. Identifying exact exhibitor for livestock entries must be done by pre-entry deadline.

When completing pre-entry, 4-H class numbers must contain the class number and a letter if classes are not already specific to member's age and exhibit judging is based by age group and the exhibit. Letters will be as follows:

- A. 4-H member age 7-9-year-olds**
- B. 4-H member age 10-13-year-olds**
- C. 4-H member age 14 and older**

Example: Department 20: Foods – Class 2008A – Plain Cake
(would be for member who is 4-H Age of 9 entering a Plain Cake.)

Step by step instruction sheets for how to pre-enter are available from the Extension Office's website www.ford.ksu.edu.

The following rules are prescribed by the Ford County Fair Association and Ford County Extension for the operation of the Ford County Fair. They reserve the right to interpret these rules and regulations and arbitrarily settle all questions arising in connection with the fair.

1. **Judging will begin at 1:00 p.m. Thursday, July 20, 2023**, unless otherwise stated.
2. 4-H Cloverbud members (age 5-6) may only show in the Cloverbud Club Display. 4-H Cloverbuds may participate at the Ford County Fair as non-competitive exhibitors. They will not receive premiums.
3. All 4-H exhibits will be judged conference style. Members unable to do conference judging may have a club representative bring their project to the fair for judging. A written report of what you have learned in the project is strongly recommended.
4. Exhibit tags for each exhibit may be picked up at check-in. All entries must be checked in by 12:00 Noon.
5. 4-H exhibitors should avoid using copyrighted and/or trademarked materials whenever possible by originating his/her own work. Copyrighted and/or trademarked materials used in displays for endorsement or promotion instead of educational purposes will be disqualified and will not be displayed, receive ribbons or premium.

DEPARTMENT 12: BOOTHS & BANNERS

1. Each club may enter one booth and/or banner that illustrates promotion or a phase of 4-H/FFA work.
2. All club booths & banners will be rated blue (excellent), red (good), or white (fair). Premiums for club booths will be \$25.00 for a blue, \$15.00 for a red & no premium will be paid for white. Premiums for club banners will be \$20.00 for blue, \$10.00 for red & no premium will be paid for white.
3. Club Booths are to be erected between 8:00 a.m. - noon & 5:00 - 9:00 p.m. on **Wednesday, July 19**.
4. Club Booth size is approx. 72" length, 48" depth, and 48" height.
5. Booths must have label with a card giving the club's name. Each club will also be expected to maintain their booth at all times.
6. Banners are to be constructed prior to fair and entered by 12:00 Noon, **Thursday, July 20**.
7. Banners are a 2-dimensional display depicting one idea.
8. **Banners are to be a minimum of 3' wide x 4' long and a maximum of 3' wide x 5' long.** Banners must be hung on a rod strong enough to support the banner. On each end of the dowel rod, there must be a chain 6" long. On the other end of the 6" chain, attach an "S" hook, which will permit the banner to be suspended from a wire in the exhibit building.

9. Banners should be made of non-flammable material that permit the banner to be folded or rolled without damaging the display and may be used to promote 4-H/FFA at other times during the year. Three-dimensional objects may not be attached to the banner.
10. Attach a label to the front lower left-hand (as you face it) corner of the banner giving the name of the club and county. Letters should be 2" in height.
11. 4-H/FFA exhibitors should avoid using copyrighted and/or trademarked materials whenever possible by originating his/her own work. Copyrighted and/or trademarked materials used in displays for endorsement or promotion instead of educational purposes will be disqualified and will not be displayed, receive ribbons or premium.
12. There are no state fair classes for booths and banners.

DIVISION 1: BOOTHS & BANNERS

Class 1200	Booth
Class 1201	Banner

DEPARTMENT 13: CLOTHING & TEXTILES

CLOTHING CONSTRUCTION – Thursday, July 20

STYLE REVIEW – Judged Monday, July 17 @ 6:00 p.m.

Construction Rules

1. Each article entered must have a clothing tag sewn in the garment, giving the name of article, class number, and the name of exhibitor.
2. Garment must be carefully laundered or cleaned before entering.
3. Exhibitors will be limited to five (5) different kinds of entries, all which may be in the same class.
4. State Fair classes are available for 4-H members 9 and older prior to January 1 of current year. Blue ribbon must be received to qualify. 4-H'er may enter one educational exhibit and one constructed exhibit.
5. Pre-cut kits are acceptable for all clothing classes. All articles/garments must be finished for use.
6. Since care labels are not always available, NO care label will be required; however, 4-H members should know how to care for fabrics they purchase.
7. Recycled Clothing Project – An item made of at least 50% recycled material (recycled means reusing an existing item in a new way). Could be remaking/redesigning a garment, re-purposing a clothing item for a new use, etc. Must include sewing of some kind. A 3"x5" index card **MUST** accompany entry describing the recycled materials and how they were used in the item.
8. Classes will be divided in to Jr., Inter., and Sr. When completing pre-entry, 4-H class numbers must contain the class number and a letter if classes are not already specific to member's age and exhibit judging is based by age group and the exhibit. Letters will be as follows:
 - A. **4-H member age 7-9-year-olds**
 - B. **4-H member age 10-13-year-olds**
 - C. **4-H member age 14 and older**

Example: Department 20: Foods – Class 2008A – Plain Cake
(would be for member who is 4-H Age of 9 entering a Plain Cake.)

Step by step instruction sheets for how to pre-enter are available from the Extension Office's website www.ford.ksu.edu.

DIVISION 1: EDUCATIONAL EXHIBIT

Class 1300 Educational Exhibit – Share with others what you learned in either project. Exhibits may be in the form of a poster, notebook or display. Follow copyright laws as explained in the General Rules as you are preparing your exhibit. Take care to select durable materials that will withstand fair conditions. No card table displays allowed. If the exhibit is a poster, it must not be larger than 22"x28". If the exhibit is a display, maximum size is not to exceed a standard commercial 3'x4' tri-fold display board. Name and county/district must be clearly marked on educational exhibits.

DIVISION 2: NON-GARMENT

Class 1301 Article – hand stitched; appliquéd item (tea towel, t-shirt, apron) judged on appliqué only; yarn covered hangar; button (sew button on any item) judged on sewing buttons only; scrunchie, sewing box, etc.

DIVISION 3: GARMENT

Class 1302 Garment – 1-piece dress, top or bottom

Class 1303 Outfit – more than 1 piece

Class 1304 Recycled Clothing Article

STYLE REVIEW – BUYMANSHIP/CLOTHING CONSTRUCTION

Style Review Rules

1. **Style review description of the garment form and evaluation scorecard must be received prior to 6:00 p.m. on Monday, July 17.** All members are required to participate in the public style review, Sunday, July 23 to receive a ribbon and premium.
2. Members may model only one constructed outfit or garment, and one buymanship outfit or garment. 4-H'ers enrolled in knitting may style a knitted garment. 4-H'ers enrolled in crocheting may style a crocheted garment.
3. **Buymanship** members may model only one outfit. Majority of the outfit must be purchased (not borrowed) and modeled by the 4-H member or made by another individual for the 4-H member if the fabric and pattern were chosen by the 4-H member. **Everything which is commonly considered an outer garment must be purchased by the 4-H member or constructed by another person** (i.e. vest, jacket, dress, skirt, pants, coat, etc.)
4. For the **Constructed Garments Review**, a majority of the outfit must be constructed and modeled by the 4-H member who made the garment/outfit. **Everything which is commonly considered an outer garment must be constructed** (i.e. vest, jacket, dress, skirt, pants, coat, etc.) A sweater, blouse or shirt that is worn underneath another constructed garment can be purchased or made. It is expected that the exhibitors choose their own accessories with or without adult guidance. Do not carry extra garment while modeling (i.e. model blouse and skirt and carry slacks).
5. Constructed garments worn in the style review may be exhibited in the clothing exhibit. Garments may be entered separately in Clothing Construction and modeled together for the Style Review (matching shirt, vest, and slacks).
6. Only seniors are required to calculate cost per wear.
7. Pictures of each contestant in their outfit will be taken at completion of judging and displayed at the fair.
8. Only the senior champion & reserve champion are eligible to compete at the State Fair.
9. Classes will be divided in to Jr., Inter., and Sr. When completing pre-entry, 4-H class numbers must contain the class number and a letter if classes are not already specific to member's age and exhibit judging is based by age group and the exhibit. Letters will be as follows:
 - A. **4-H member age 7-9-year-olds**
 - B. **4-H member age 10-13-year-olds**
 - C. **4-H member age 14 and older**

Example: Department 20: Foods – Class 2008A – Plain Cake
(would be for member who is 4-H Age of 9 entering a Plain Cake.)

Step by step instruction sheets for how to pre-enter are available from the Extension Office's website www.ford.ksu.edu.

DIVISION 4: BUYMANSHIP

Class 1310 Girls Buymanship Review

Class 1311 Boys Buymanship Review

DIVISION 5: CONSTRUCTED GARMENT REVIEW

Class 1312 Construction Style Review – garment, 2 or 3 piece coordinated outfit

Class 1313 Fiber Arts Style Review

DEPARTMENT 14: CLOVERBUDS

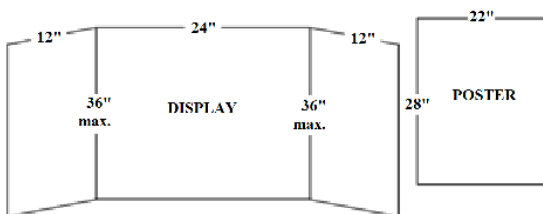
1. All Cloverbud entries will be displayed together in a Cloverbud area and not in individual project departments.
2. Cloverbuds are enrolled children, 5 and 6 years of age as of January 1 of the current year.
3. Cloverbuds cannot exhibit in other project areas.
4. Cloverbuds will not be judged. They will have a Show & Tell session with the division judge. Cloverbuds will receive a participation ribbon. No premiums will be paid on Cloverbud entries.
5. Cloverbuds entries should be related to activities completed in club and/or other 4-H project areas. More than one entry per class may be exhibited.
6. Cloverbuds may showcase a pet from the approved Cloverbud pet list, which includes: amphibians, ant farms, cats, dogs, fish, gerbils, guinea pigs, hamsters, mice, parakeets, rabbits, and rats.
7. Pets cannot be included in overnight fair exhibits but may be used as show-and-tell activity or showcase. Cats and dogs shown in Handpet Show must have health papers. (See guidelines for Handpets and Dogs).

DIVISION 1: CLOVERBUDS

Class 1400 4-H Cloverbud

Class 1401 4-H Cloverbud Pet

DEPARTMENT 15: DISPLAYS, NOTEBOOKS, POSTERS & DIORAMAS



1. Exhibits in this division are for individual project members and must reflect a project currently enrolled which does not already have its own class in its respective division.
2. Posters must be on a piece of poster board or foam-board not larger than 22"x28" and can reflect any 4-H project.
3. Displays are to be self-standing with a maximum size of a 3'x4' tri-fold display board and can reflect any 4-H project.
4. Notebooks should be a 3-ring binder or scrapbook, 8.5"x11". Page protectors are encouraged and can reflect any 4-H project.
5. Put name and 4-H Club on all posters and displays in front lower left-hand corner.
6. Attach entry card to back of entry with string & tape.
7. 4-H members may enter one or more posters in each class; exhibitors may enter one notebook per project.
8. 4-H exhibitors should avoid using copyrighted and/or trademarked materials, whenever possible, by originating his/her own work. Copyrighted and/or trademarked materials used in posters for endorsement or promotion instead of educational purposes will be disqualified and will not be displayed or receive ribbons or premium.
9. **For Wildlife**, Taxidermy/Tanning exhibit should include an attachment that shows the work in progress through photos with captions, or a detailed journaling of the process.
10. **For Shooting Sports**, exhibits in this division are open to educational displays or promotional posters. Take care to select durable materials to withstand fair conditions. EXHIBITORS MUST COMPLY WITH STATE AND FEDERAL LAWS & POLICIES. No "live" ammunition containing propellant or explosive powders may be used in any display! An inert substitution must be used in lieu of powder and "live" ammunition, the substitution must be clearly described on the back of the poster, display or in a notebook.

11. Classes will be divided into three age groups - Jr., Inter., and Sr. When completing pre-entry, 4-H class numbers must contain the class number and a letter if classes are not already specific to member's age and exhibit judging is based by age group and the exhibit. Letters will be as follows:

- A. **4-H member age 7-9-year-olds**
- B. **4-H member age 10-13-year-olds**
- C. **4-H member age 14 and older**

Example: Department 20: Foods – Class 2008A – Plain Cake (would be for member who is 4-H Age of 9 entering a Plain Cake.)

Step by step instruction sheets for how to pre-enter are available from the Extension Office's website www.ford.ksu.edu.

DIVISION 1: POSTERS

Class 1500 Poster

DIVISION 2: NOTEBOOKS

Class 1501 Notebook

DIVISION 3: DISPLAYS

Class 1502 Display

DIVISION 4: DIORAMA

Class 1503 Diorama (Reading Only)

DIVISION 5: WILDLIFE

Class 1504 Wildlife Notebook

Class 1505 Wildlife Promotional Poster

Class 1506 Wildlife Educational Display

Class 1507 Wildlife Exhibit – Taxidermy/Tanning

DIVISION 6: SHOOTING SPORTS

Class 1512 Educational Display (must be directly related to the 4-H Shooting Sports Project)

Class 1513 Promotional Poster (must promote 4-H Shooting Sports Project)

Class 1514 Notebook (content must pertain to some phase, result, story or information about 4-H Shooting Sports Project)

DEPARTMENT 16: ENERGY MANAGEMENT

1. Exhibitor will be limited to one entry in each class. Label each item with owner's name, address, club, name of article, class; include word "kit" after class number if the exhibit is made from a kit rather than original construction.
2. Items may have been used. If so, they should be cleaned before exhibiting.
3. Rewired items will be considered original.
4. Electricity projects (classes 1600-1602) must be operable using only 110 or 120V AC or battery power. If battery power is required, batteries must be furnished.
5. Any project with a complexity of size or electronics must have (a) instructions for assembly and use and (b) equipment available at the time of judging for actual testing of the exhibit.
6. No hand dipped solder may be used on exhibits.
7. All small engine exhibits should involve engines smaller than 20 horsepower
8. Small engine displays are limited to 4' wide and 4' deep – both upright and floor displays.
9. Classes will be divided in to Jr., Inter., and Sr. When completing pre-entry, 4-H class numbers must contain the class number and a letter if classes are not already specific to member's age and exhibit judging is based by age group and the exhibit. Letters will be as follows:
 - A. **4-H member age 7-9-year-olds**
 - B. **4-H member age 10-13-year-olds**
 - C. **4-H member age 14 and older**

Example: Department 20: Foods – Class 2008A – Plain Cake (would be for member who is 4-H Age of 9 entering a Plain Cake.)

Step by step instruction sheets for how to pre-enter are available from the Extension Office's website www.ford.ksu.edu.

DIVISION 1: ELECTRICITY & ELECTRONICS

- Class 1600** AC Electric Projects - Electric projects with a 110 or 120 V alternating current (AC) power source. Some project examples are household wiring demonstrations, small appliances, extension cords, trouble lights, indoor or outdoor wiring boards, or shop lights. Projects may be a restoration or original construction. The project must be operational and meet minimum safety standards. AC projects must be 110/120 V, no 240 V exhibits are allowed, and must be constructed such that the judges have wiring access to examine the quality and safety of workmanship.
- Class 1601** DC Electric Projects - Electric projects with a battery or direct current power source. This class includes electric kits or original projects. This class also includes demonstration DC powered projects. Examples include: wiring two- or three-way switches, difference between series/parallel lighting circuits or wiring doorbells switches. All DC electric projects must include batteries supplied by 4-H'er. Projects must be constructed such that the judges have access to examine the quality of wiring workmanship.
- Class 1602** Electronic Projects - Electronic projects with a battery or direct current power source. This class includes electronic kits or original projects. Examples include radios, telephones, toy robots, light meters, security systems, etc. May be constructed using printed circuit board, wire wrap, or breadboard techniques. Include instruction/assembly manual if from a kit. Include plans if an original project. Projects must be constructed such that the judges have access to examine the quality of wiring workmanship.
- Class 1603** Educational Displays & Exhibits - The purpose of the educational display and exhibit is to educate the viewer about a specific area of the 4-H electrical or electronics project. The display or exhibit should illustrate one basic idea. This class includes any educational displays, exhibits or science fair projects which DO NOT have a power source, i.e. exhibits, posters or displays of wire types, conduit types, electrical safety, tool or motor parts identification or electrical terminology. Educational displays and exhibits must be legible from a distance of four feet, using a maximum tri-fold size of 3'x4' display board.

DIVISION 2: SMALL ENGINES

Small Engines Display

All exhibits should involve engines smaller than 20 horsepower for classes 1610-1612. Engine should contain no fuel in tank or carburetor. Displays are limited to 4' wide and 4' deep - both upright and floor displays.

- Class 1610** Small Engine Display - Exhibit a display, selecting one of the following options: 1) a display identifying different engine or lawn and garden equipment parts or a display showing the function of the various engine or lawn and garden equipment parts; OR 2) a display identifying and explaining the function(s) of different special tools needed for small engine work; OR 3) a display illustrating and providing the results of any one of experiments that are included in the project books. No complete engines, lawn tractors, tillers, chainsaws are permitted for display. Maximum tri-fold size is 3'x4'.

- Class 1611 Maintenance - - Exhibit a display that illustrates either 1) Routine maintenance procedures OR 2) Diagnosing and trouble-shooting specific problems in an engine. No complete engines, lawn tractors, tillers, chainsaws, etc. are permitted for display, using a maximum tri-fold size of 3' x 4'.
- Class 1612 Operation - Exhibit an operable small engine (no more than 20 HP) overhauled or rebuilt by the member. Include maintenance schedule for the engine and a brief description of steps taken by the member overhauling or rebuilding the engine. Maximum tri-fold size is 3' x 4'. Engine should contain no fuel in tank or carburetor.

DIVISION 3: ALTERNATIVE ENERGY

Alternative Energy

Alternative energy is a form of energy derived from a natural source, such as the sun, geothermal, wind, tides or waves. All exhibits in this division are limited in size to standard, tri-fold, display boards (36" X 48") and items may not extend beyond 12" from the backboard. All displays must be self-standing.

- Class 1620 Educational Display - Create an exhibit that addresses a focused topic related to power generated from a renewable energy source. The purpose of the exhibit is to inform and create awareness.
- Class 1621 Experiment Display - Display an experiment addressing a problem or question related to power generated from a renewable energy source. Include hypothesis, background research, variables, a control, data, findings, conclusions, and recommendations for future study

DEPARTMENT 17: ENTOMOLOGY

A 4-H member enrolled in the Entomology Project may exhibit in the ENTOMOLOGY COLLECTION, ENTOMOLOGY NOTEBOOK and/or EDUCATIONAL DISPLAY categories. Within each category, there are classes in Beginning, Intermediate or Advanced phases in which they enroll. The Notebook category also has an Introductory class that 4-Hers may exhibit in the State Fair as long as they meet age requirements and County Fair ribbon placing requirements. An Introductory Entomology Collection Class exhibit is encouraged for county fairs (first year members only), but these may not be exhibited at the State fair. 4-H members who have been previously exhibited in Notebooks or Educational Displays, need to start with the Beginning Phase of Entomology Collections, not the Introductory Phase. See class descriptions within categories for requirements. Resources for exhibiting can be found on the Kansas 4-H Entomology project page.

Insect Collection Classes

- All entries should be submitted in an 18 x 24 x 3.5-inch wooden display box with a clear plastic top (such as Plexiglas). Boxes can be handmade or purchased as long as they are of the correct size. Please visit the website listed above for box instructions and plans.
- 4-Hers may choose to use one of two taxonomies:
 - As printed in "Insects in Kansas" book or
 - As printed on the "Insects in Kansas Book: 2016 Revised Taxonomy", which follows www.bugguide.net
- Each exhibitor is required to identify each box with two identification labels bearing Exhibitor's name, county, or district, the collection class 4-H'er is enrolled in and statement of taxonomy used. One label goes in the upper left corner of the box (inside) and the other on the lower right corner of the box (outside). Arrange specimens in the box so the box can be displayed lengthwise.
- The number of orders, specimens (and families where required) must be included on both of the exhibitor's box identification labels. Only 1 adult insect per species can be used in the Collections Boxes and Notebook Classes, unless labeled as male or female and correctly identified.

5. Arrangement of specimens: The preferred method is to arrange the insects in groups or rows parallel to the short sides of the box. Specimens are to be arranged by Order in the box, then Family where required.
6. Two labels should be centered on the pin beneath each specimen. First (closest to the specimen) is the common name label and the second label should include date/locality. Full county name and state abbreviation should be on the second label. Collector's name (or host) on the date/locality label is optional.
7. The specimens should be collected by the exhibitor and should focus on Kansas insects. Insects may be collected from one county into bordering states and labeled accordingly. Please refer to "Entomology Collection Exhibit Resource" for full details on out-of-state insects in collections.
8. Only specimens of the class Insects should be included.
9. A completed 4-H Entomology Photo Release Form must be attached to the Entry Card for all exhibits.
10. Purchased insects are not to be exhibited in collections, but they may be used in educational displays.
11. Specimens of soft-bodied insects such as aphids, lice, termites, etc. should be exhibited in alcohol-filled vials; however, the use of alcohol-filled vials should be limited to only those specimens that lose their shape when pinned, since the vials pose a significant hazard to the rest of the collection if they become loose in transit.
12. Any major violation of rules will result in the exhibit being dropped one ribbon placing. Examples would include, but not limited to: incorrect display box size, missing paper work, feet on display boxes, no special project in notebooks, etc.

DIVISION 1: ENTOMOLOGY COLLECTIONS

- | | |
|------------|--|
| Class 1700 | Beginning I Entomology Collection - Display in one standard box a minimum of 50 and maximum of 125 species representing at least 7 orders. Follow the general guidelines listed for Collections. Members can exhibit in this class a maximum of 3 years or until they receive a purple ribbon at the Kansas State Fair, whichever comes first. |
| Class 1701 | Beginning II Entomology Collection - Display in one standard box a minimum of 75 and maximum of 150 species representing at least 9 orders. Follow the general guidelines listed for Collections. Members can exhibit in this class a maximum of 3 years or until they receive a purple ribbon at the Kansas State Fair, whichever comes first. |
| Class 1702 | Intermediate Entomology Collection - Display a minimum of 100 and a maximum of 300 species representing at least 10 orders. Two standard boxes can be used. Follow the general guidelines listed for Collections. In addition, family identification is required for all insects in any two of the following six orders: (Only two will be counted for judging).
a) "Insects in Kansas" book - Orthoptera, Hemiptera, Homoptera, Coleoptera, Hymenoptera, and/or Diptera or
b) "Insects in Kansas Book: 2016 Revised Taxonomy", which follows www.bugguide.net - Odonata, Orthoptera, Hemiptera, Coleoptera, Hymenoptera, and/or Diptera. Members can exhibit in this class a maximum of 3 years. A 4-H'er may move up if they receive a purple ribbon. On a piece of paper list, what you did to improve your collection during the current year. |

Advanced Entomology Collection - Display a minimum of 150 and a maximum of 450 species representing at least 12 orders. Three standard boxes can be used. Follow the general guidelines listed for Collections. Family identification is required for all insects belonging to the six basic orders as outlined under the Intermediate phase. Only families in the above six orders will be counted for judging. Family identification of insects in the remaining orders is optional, but desirable as long as accuracy is maintained. On a piece of paper list, what you did to improve your collection during the current year. Examples: what insects did you add or replace; what orders and/or families you added; what Leadership you provided in this project; and/or what insects you have studied. Attach paper to the back of one of the display boxes. Members may continue to exhibit in this class at the Kansas State Fair for an unrestricted number of years as long as they remain eligible.

Notebook Classes

1. Individual entries are to be placed for display in a three-ring notebook for competition.
2. A completed 4-H Entomology Photo Release Form must be attached to the Entry Card for all exhibits.
3. 4-Hers who have been previously enrolled in or are currently enrolled in the other phases of the Entomology project need to start with the Beginning Phase of Entomology Notebooks, not the introductory phase.
4. Each exhibitor is required to identify the notebook by placing a Title Page in the front of the notebook bearing the exhibitors name, county or district and class 4-H'er is enrolled in and statement of taxonomy used:
 - a. "Insects in Kansas" book or
 - b. "Insects in Kansas Book: 2016 Revised Taxonomy", which follows www.bugguide.net. The number of orders, specimens, and families (required in Intermediate and Advanced classes) must also be included on the Title Page.
5. Specimen pages should be grouped according to order and should include one page per species. If more than one insect is in the photo, an arrow to indicate identified insect should be used.
6. Date, common name, full county name, and state abbreviation should be included for each species. Collector's name on the specimen page is optional.
7. Specimen pages should have two different views of the insect if possible. If pictures are taken on different dates/localities, include information for both.
8. A statement describing the habitat where found/host plant may be included, is encouraged, and will be worth a bonus 10 points total, not per page. For Intermediate and Advanced notebooks, this is strongly encouraged.
9. A divider page is to be placed in front of each order of insects with the order name printed on the tab for the page as well on the front of the divider page.
10. For the Intermediate and Advanced classes, insects are also to be grouped by family behind each order divider.
11. If the exhibitor has been in the same class for more than one year, a separate sheet of paper needs to be added stating how many years the exhibitor has been in this class of the project and what the exhibitor did this year to improve their notebook. Place the paper just behind the Title Page in the front of the notebook.
12. A special project must be completed each year and included in the notebook.

13. Refer to publication “Entomology Collections Notebook Guidelines” on the Kansas 4-H Entomology web page at <https://www.kansas4-h.org/projects/agriculture-and-natural-resources/entomology/index.html> for more detailed rules for exhibiting.
14. Any major violation of rules will result in the exhibit being dropped one ribbon placing. Examples would include, but are not limited to: missing paper work, no special project in notebooks, etc.

DIVISION 2: ENTOMOLOGY NOTEBOOKS

- Class 1704** Introductory Entomology Notebook - Display a minimum of 10 and a maximum of 30 insect species representing at least 6 different orders. Follow the general guidelines listed for Notebooks, including the Special project. A 4-H member must be of minimum age to compete at the Kansas State Fair. A 4-H member may exhibit in this class for a maximum of two years.
- Class 1705** Beginning Entomology Notebook - - Display a minimum of 20 and a maximum of 60 insect species representing at least 7 different orders. Follow the general guidelines listed for all Notebooks, including the Special project. Members can exhibit in this class a maximum of 3 years or until they receive a purple ribbon at the Kansas State Fair, whichever comes first.
- Class 1706** Intermediate Entomology Notebook - - Display a minimum of 60 and a maximum of 100 species representing at least 9 orders. Follow the general guidelines listed for Notebooks, including the Special project. In addition, family identification is required for all insects in any two of the following six orders: (Only two will be counted for judging)
- a. “Insects in Kansas” book - Orthoptera, Hemiptera, Homoptera, Coleoptera, Hymenoptera, and/or Diptera
 - b. “Insects in Kansas Book: 2016 Revised Taxonomy” which follows www.bugguide.net - Odonata, Orthoptera, Hemiptera, Coleoptera, Hymenoptera, and/or Diptera. Members can exhibit in this class a maximum of 3 years. A 4-H'er may move up if they receive a purple ribbon.
- Class 1707** Advanced Entomology Notebook - Display a minimum of 100 and a maximum of 200 species representing at least 12 orders. Follow the general rules listed for Notebooks, including the Special project. Family identification is required for all insects belonging to the six basic orders as outlined under the Intermediate phase. Only families in the above six orders will be counted for judging. Family identification of insects in the remaining orders is optional, but desirable as long as accuracy is maintained. Members may continue to exhibit in this class for an unrestricted number of years as long as they remain eligible for 4-H membership.

Educational Displays

1. Share with others what you learned in this project. Exhibit any activity or learning experience related to the field of entomology or the Teaming with Insects curriculum that does not fit into Entomology Collection or notebook classes above.
2. Follow copyright laws as explained in the General Rules.
3. The exhibit may be, but isn't limited to, original works, digital presentations (must provide printed hardcopy for exhibit purposes for duration of state fair), programs, websites, games, apps, display box, notebook, display or poster which you have made.

4. If the exhibit is a wooden display box, it must be 18 X24 X 3.5 inches with a clear plastic top (such as plexiglass) and displayed horizontally. If the exhibit is a poster, it must not be larger than 22" X 28". If the exhibit is a display, maximum size is not to exceed a standard commercial 3' X 4' tri-fold display board.
5. Name and county/ district must clearly be marked on educational exhibits.
6. A completed 4-H Entomology Photo Release Form must be attached to the Entry Card for all exhibits.

DIVISION 3: ENTOMOLOGY EDUCATIONAL DISPLAY

- Class 1708 Beginning Educational Exhibit - Class for individuals that are exhibiting in the Beginning I and II Collection or Beginning Notebook Classes. If only exhibiting in this category, then ages 7-8. *Not eligible for the Kansas State Fair.*
- Class 1709 Beginning Educational Exhibit - Class for individuals that are exhibiting in the Beginning I and II Collection or Beginning Notebook Classes. If only exhibiting in this category, then ages 9-12.
- Class 1710 Intermediate Educational Exhibit - Class for individuals that are exhibiting in the Intermediate Collection or Intermediate Notebook Classes. If only exhibiting in this category, then ages 11-14.
- Class 1711 Advanced Educational Exhibit - Class for individuals that are exhibiting in the Advanced Collection or Advanced Notebook Classes. If only exhibiting in this category, then ages 13 or older.

Monarch Butterfly Educational Displays

Monarch Butterflies were officially put on the Endangered Species List on July 21, 2022. Having the scientific name *Danatus plexippus*, this migratory butterfly is well known for its spectacular annual journey of up to 3,000 miles across the Americas. It is now threatened with extinction due to habitat loss and climate change. 4-H'ers can play a critical role in helping to bring habitat back for the Monarch Butterfly. They can help educate the public on ways to establish food sanctuaries for this butterfly species and help them back from the threat of extinction.

1. Exhibits should teach the public about the Monarch Butterfly and/or ways to protect and conserve it. The information could show nectar sources for adult butterflies and conserve it. The information could show nectar sources for adult butterflies and food sources for caterpillars, Monarch tagging activities, collection of native milkweed and then packaging it to give to others to plant, a group working together to plant a Monarch friendly garden, etc.
2. 4-H'ers may create a poster, notebook, standard size tri-fold, diorama, slide show or other visual display that shows information on Monarch Butterflies.
3. If a slide show is created, it should be presented on a zip drive along with a printed copy of the presentation.

DIVISION 4: MONARCH BUTTERFLY DISPLAY

- Class 1715 Beginning Educational Display - Class for individuals that are exhibiting in the Beginning I and II Entomology.
- Class 1716 Intermediate Educational Display – Class for individuals enrolled in Intermediate Entomology
- Class 1717 Advanced Educational Display – Class for 4-H members enrolled in Advanced Entomology.

DEPARTMENT 18: EXPLORING 4-H

1. Exhibitors must be enrolled in the Exploring 4-H project.
2. All exhibits must be made in the current 4-H year.
3. Exhibitors are limited to 1 entry per class based on current year's activities.

DIVISION 1: EXPLORING 4-H

Class 1800	Horticulture
Class 1801	Recreation
Class 1802	Foods
Class 1803	Crafts
Class 1804	Recycle
Class 1805	4-H Scrapbook

DEPARTMENT 19: FIBER ARTS

Fiber Arts is defined as any method of creating a unique design with fiber, fabric, or yarn. This may include making fabric (such as weaving, crochet, knitting, or needlepoint) or when existing fabric is changed into something quite different (such a quilting or embroidery or ethnic art.) Ethnic Fiber Arts should use a fiber, yarn, or fabric to create the design exhibit. Non-textile (examples include wood reed, straw, grass, etc.) baskets/pieces should be entered in the Visual Arts Division.

1. Exhibitor will be limited to 3 items per class.
2. Articles must have Identification Label. Type or print on 3"x2½" "piece of cloth: class number, county, and exhibitor's name. Sew or safety pin this ID label on the corner of flat articles; for garments, attach ID label to the front left shoulder seam, of left side of waistband, as if you were wearing the garment.
3. When articles which are normally worn as a pair are exhibited, both articles must be shown together. Fasten articles together securely with yarn.
4. Special consideration will be given to articles that are of original design. Such articles should have a note attached explaining the original design.
5. The exhibitor should attach an index card, no larger than 4"x6", with the entry form to give the judge any information on what parts of the exhibit they made, processes used, or other information that the exhibitor thinks would be helpful for the judge. For all items, please indicate if item was made from a kit. For all items please indicate fiber content, and specifically if they are made of at least 90% wool. For quilted items, indicate who did the quilting and binding.
6. Exhibitors are expected to be enrolled in the Fiber Art project in which they are entered. When the exhibit is a sewn garment that also includes one or more Fiber Art techniques (i.e. knitting, crochet, needle arts, or patchwork and quilting), the determination of what division (Clothing or Fiber Arts), and class in which to enter will be left with the 4-H participant.
7. All exhibits, which need to be hung, **MUST** have the appropriate saw tooth hanger, rod, wire or other mechanism attached in order to be properly displayed. If necessary hardware is not attached, it may not be displayed.
8. Members participating in style review may model only one constructed outfit or garment, and one buymanship outfit or garment. 4-H'ers enrolled in knitting may style a knitted garment. 4-H'ers enrolled in crocheting may style a crocheted garment.

NICHOLAS Williams
The 2nd Annual
Kids MEMORIAL PEDAL TRACTOR PULL

Located at the Pavilion
Saturday, July 22
Signup Begins at 12:30 pm
Ages 12 & Younger

9. Fiber Arts Educational Notebook - Share with others what you learned in this project about a particular Fiber Art. Exhibits should be in the form of a notebook or binder. The notebook should include a narrative section describing the fiber art. It should include a clear description of the project, technique, budget, supplies, goals, accomplishments, successes, failures, and plans. It may include samples of techniques, how-to's, photographs of completed projects, or other ways of educating others about fiber arts. NOTE: a collection of brochures, web pages, patterns, record book forms, etc. does not constitute an educational notebook. Name, county, and fiber art covered must be clearly marked in the notebook.
10. Classes will be divided in to Jr., Inter., and Sr. When completing pre-entry, 4-H class numbers must contain the class number and a letter if classes are not already specific to member's age and exhibit judging is based by age group and the exhibit. Letters will be as follows:
 - A. 4-H member age 7-9-year-olds
 - B. 4-H member age 10-13-year-olds
 - C. 4-H member age 14 and older

Example: Department 20: Foods – Class 2008A – Plain Cake
(would be for member who is 4-H Age of 9 entering a Plain Cake.)

Step by step instruction sheets for how to pre-enter are available from the Extension Office's website www.ford.ksu.edu.

DIVISION 1: FIBER ARTS

Class 1900	Crochet – one article
Class 1901	Knitting – one article made either by hand or knitting machine
Class 1902	Embroidery
Class 1903	Cross-stitch
Class 1904	Needlepoint
Class 1905	Candlewicking
Class 1906	Crewel
Class 1907	Lacework
Class 1908	Applique
Class 1909	Patchwork & Quilting – one article
Class 1910	Rug Making – a rug or latch hook project
Class 1911	Spinning – one skein
Class 1912	Weaving – a woven article (woven wood reed basket, should be exhibited in Visual Arts)
Class 1913	Ethnic Arts – one skein
Class 1914	Macremé – one article

DIVISION 2: FIBER ARTS NOTEBOOKS

Class 1915	Education Notebook
------------	--------------------

DEPARTMENT 20: FOODS & NUTRITION

Food Preparation

1. All exhibits are required to have a recipe. (The recipe will not be returned). Recipes in the 4-H Foods and Nutrition Notebook are only guidelines. Comparable recipes from other sources may be used and are encouraged. For copyright purposes include source of recipe used (i.e. name of cookbook, magazine, etc.).
2. For food safety purposes, any food with custard and dairy based fillings and frostings (ex. cream cheese), raw eggs, flavored oils, “canned” bread or bread or cakes in a jar, cut fresh fruit or any food requiring refrigeration (ex. bacon) or unbaked exhibit with raw flour (ex. No Bake Cookies) will be disqualified and not be judged. Refer to K-State Research and Extension publication, 4-H488, Judge's Guide for Food and Nutrition Exhibits, for information to help you make informed, safe food exhibit decisions.
3. Alcohol is not allowed as an ingredient in food entries. Entries with alcohol will be disqualified and not be judged.
4. All baked goods must be left whole and uncut. Small items, such as cookies and rolls, should be the same shape and from the same recipe. Exhibit 4 cookies, 4 muffins, 4 bread sticks, 1 loaf bread, etc.
5. Under baked entries will be lowered one or more ribbon placings.

6. All un-frosted cakes should be exhibited in an upright position with crust showing. The exception is for those cakes made with special designs such as Bundt cakes. They should have top crust side down. Frosted cakes should be exhibited in a disposable pan with plastic cover or a plastic cake pan and lid. The Extension Office has cake and pie covers available.
7. Dried foods are to be exhibited in the Food Preservation Division.
8. Place on waxed paper or aluminum foil covered cardboard, which has been cut to fit the size of the product or a small, white plate, and put the product in a food grade plastic bag. **DO NOT PUT PRODUCT DIRECTLY ON THE CARDBOARD.** Do not wrap in plastic. Coffee Cakes must be in disposable pan.
9. Attach the entry form and recipe to the outside of the wrapped exhibit. Do not wrap forms in plastic.
10. All items entered in the Foods Division, with the exception of Class 2031 - Food Gift Package and 2032 - Decorated Food Item, will be sold at the 4-H Food Sale and the money shall be donated to the Ford County 4-H Council.
11. The grand and reserve grand champion entry, in each age division, will be given the opportunity to be auctioned at the start of the livestock sale on Monday, July 24. A new product made after the conclusion of the fair by the 4-H'er, is required for the buyer. Winning item from the exhibit area may be used for display at the auction.
12. **Exhibitor will be limited to 1 entry per class.** Due to time restraints, each exhibitor will be limited to 2 entries for conference judging.
13. State Fair classes are available for 4-H members 9 and older prior to Jan. 1, of current year. A blue ribbon must be received to qualify.
14. Classes will be divided in to Jr., Inter., and Sr. When completing pre-entry, 4-H class numbers must contain the class number and a letter if classes are not already specific to member's age and exhibit judging is based by age group and the exhibit. Letters will be as follows:

- A. **4-H member age 7-9-year-olds**
- B. **4-H member age 10-13-year-olds**
- C. **4-H member age 14 and older**

Example: Department 20: Foods – Class 2008A – Plain Cake
(would be for member who is 4-H Age of 9 entering a Plain Cake.)

Step by step instruction sheets for how to pre-enter are available from the Extension Office's website www.ford.ksu.edu.

Cookie Definitions:

1. Drop - any cookie dough dropped from a spoon onto a cookie sheet.
2. Refrigerator - any cookie made by slicing rich dough, which has been thoroughly chilled.
3. Molded - any cookie dough molded or rolled with the hands.
4. Bar - any cake-like cookie made from a stiff batter spread in a shallow pan and cut into bars or squares after baking.
5. Rolled - any cookie made from stiff dough & rolled with a rolling pin to the desired thickness & cut into desired shapes.

DIVISION 1: COOKIES

Class 2000	No Bake Cookies – 4 cookies
Class 2001	Bar Cookies – 4 cookies
Class 2002	Drop Cookies – 4 cookies
Class 2003	Cookies of Other Lands – 4 cookies
Class 2004	Molded Cookies – 4 cookies
Class 2005	Refrigerator Cookies – 4 cookies
Class 2006	Cake Mix Cookies – 4 cookies
Class 2007	Cookie Tray – 5 varieties of any kind of cookies (4 cookies of each variety)

DIVISION 2: CAKES

Class 2008	Plain Cake – 8" or 9" round or square cake (whole egg, unfrosted, not chocolate or other flavoring)
Class 2009	Angel Food or Yellow Sponge Cake (unfrosted)
Class 2010	Chiffon or Bundt Type Cake

- Class 2011 Single or Layered Cake – any flavor (frosted, no egg white frosting – *NO sheet cakes*)
- Class 2012 4 Cupcakes – any flavor (frosted or unfrosted, no fruit)
- DIVISION 3: MUFFINS & QUICK BREADS**
- Class 2013 Muffins – 4 muffins (any variety)
- Class 2014 Muffins – 4 muffins (any variety, no fruit)
- Class 2015 Quick Bread – 1 loaf
- DIVISION 4: PIES**
- Class 2016 Fruit Pie – 1 crust
- Class 2017 Fruit Pie – 2 crust
- DIVISION 5: FOODS PREPARED WITH YEAST**
- Class 2018 Yeast Bread – 1 loaf (white or whole wheat)
- Class 2019 Pan Rolls – 4 rolls (white or whole wheat)
- Class 2020 Yeast Sweet Rolls – 4 rolls (frosted or unfrosted)
- Class 2021 Yeast Bread of Other Lands
- Class 2022 Specialty Bread (4 pretzels, 4 bread sticks, a fruit bread or tea ring)
- DIVISION 6: MISCELLANEOUS FOODS**
- Class 2023 Cereal Mix – 1 cup (display in plastic bag)
- Class 2024 Popcorn Mix – 1 cup (popcorn with herbs, spices or added ingredients, display in plastic bag)
- Class 2025 Breakfast on the Go – 4 servings
- Class 2026 Baked Potato Chips – 1 cup (display in plastic bag)
- Class 2027 Item using Mix or Pre-Packaged Ingredient
- Class 2028 Candies – 4 pieces
- Class 2029 Snacks – 1 cup or 4 servings (display in plastic bag)

Homemade
Baked Goods
 Thursday,
 July 20 @
 6:30 pm

**4-H & OPEN CLASS
 FOODS SALE**

ALL PROCEEDS SUPPORT THE FORD COUNTY 4-H COUNCIL.

DIVISION 7: NUTRITION EDUCATIONAL EXHIBIT

Class 2030 Educational Exhibit – a poster, notebook or display (Follow copyright laws as explained in the General Rules.) As you are preparing your exhibit, take care to select materials that will withstand fair conditions. No card table displays are allowed. If the exhibit is a poster, it must not be larger than 22"x28". Displays are not to exceed a standard commercial 3'x 4' tri-fold display board. Name and county or district must be clearly marked on educational exhibits. NOTE: A collection of your favorite recipes in a recipe box or notebook does not constitute an educational exhibit.)

DIVISION 8: FOOD GIFT PACKAGE

Class 2031 Food Gift Package - A food gift package must contain at least 3 different items (prepared for human consumption), prepared by the 4-H'er in a suitable container no larger than 18"x18"x18". Prepared food items must have recipes attached with the entry. Additional homemade food items beyond the 3 minimum or purchased items may also be included in the gift basket. No alcoholic beverages will be accepted. On the back of the entry form, answer these questions: a) what is the intended use; b) what food safety precautions were taken during and after preparation. Canning jars should not be used for baking per manufacturer's instructions. They could break during baking.

DIVISION 9: DECORATED FOOD ITEMS

Class 2032 Decorated Food Item - will consider decoration only such as cake, bread, etc.
(Not State Fair Eligible)

Food Preservation:

1. Exhibits must have been preserved since the member's previous year's county fair, and not been exhibited at the previous State Fair.
2. **Homemade recipes or other untested recipes will be disqualified for safety reasons.**
3. Recipes and processing methods from the sources below are recommended. Recipes must be from current, tested resources listed below AND MUST BE ADJUSTED FOR ALTITUDE based on your processing location, or it will be disqualified. Processing methods that will be disqualified include open kettle- canning, oven canning, sun canning and using electric multi-cookers. For more information on electric multi-cookers:

http://nchfp.uga.edu/publications/nchfp/factsheets/electric_cookers.html

Untested recipes will be disqualified for food safety reasons. Tested Recipe Resources include:

- K-State Research and Extension Food Preservation publications
- Other University Extension Food Preservation publications
- USDA Complete Guide to Home Canning, 2015
- So Easy to Preserve, 6th edition, The University of Georgia Cooperative Extension Service
- Ball® Blue Book Guide to Preserving, Edition 37
- Ball® Complete Book of Home Preserving, 2015 & 2020
- Canning mixes (i.e. Mrs. Wage's, Ball®)
- Pectin manufacturers (i.e. SureJell, Ball®)
- <http://www.rrc.k-state.edu/preservation/recipes.html>
- [National Center for Home Food Preservation](http://www.nationalcenterforhomefoodpreservation.org/)
- [Ball® and Kerr](http://www.ball.com/)

Refer to K-State Research & Extension publications for more information:

- Food Safety Recommendations for Food Preservation Exhibits
<http://www.ksre.ksu.edu/bookstore/pubs/4H12.pdf>
- 10 Tips for Safe Home-Canned Food
<http://www.ksre.ksu.edu/bookstore/pubs/MF3170.pdf>
- Sassy Safe Salsa at Home
<http://www.ksre.ksu.edu/bookstore/pubs/MF3171.pdf>
- What's Your Elevation?
<http://www.ksre.ksu.edu/bookstorepubs/MF3172.pdf>

- How-to Guide to Pressure Canning
<http://bookstore.ksre.ksu.edu/pubs/MF3242.pdf>
 - How to Guide to Water Bath Canning and Steam Canning
<http://www.ksre.ksu.edu/pubs/MF3241.pdf>
4. Alcohol is not allowed as an ingredient in food preservation entries. Entries with alcohol will be disqualified and not be judged.
 5. Exhibitor may enter up to 2 entries per class.
 6. Each exhibit must have the complete recipe and instructions attached with the entry card, or it will be disqualified. Recipe must include exhibitor name, recipe source, date of publication and altitude where food was processed. If using Mrs. Wage's or Ball mixes, indicate the date the mix was purchased.
 7. Exhibits must be processed in clean, clear standard canning jars, with matching brand (ex: use Ball® lids on Ball® jars, or Kerr lids on Kerr jars, etc.) two-piece lids. Do not use colored jars, fancy padded lids, fabric over wraps or cozies as they interfere with the judging process. No fancy packs unless recipe states to do so (ex: Pickled asparagus). Jars must be sealed when entered. For food safety reasons, the size of jars used must not be larger than the jar size stated in the recipe (**ex. Salsa is canned in pint jars only, no quarts**). Note: There are 12-ounce, 24-ounce, and 28-ounce canning jars available and may be used. Use pint jar process recommendations for 12-ounce jars. Use quart jar process recommendations for 24 ounce and 28-ounce jars.
 8. Each jar exhibited must be labeled. The label must not cover brand name of jar. The label must give: Class Number, Product, and Altitude where processed, Canning Method (water bath, weighted gauge, or dial gauge pressure method), Process Time, Pressure (psi), Date processed including month and year, Name, County/District. Templates to make adhesive labels can be found at:
https://www.kansas4-h.org/events-activities/fairs/kansas-state-fair/docs/foods-and-nutrition/Foods_Label.pdf.
 9. Classes will require one jar for each class.
 10. Hole punch the entry card and use a rubber band to attach the entry card and recipe around the top of the jar.
 11. If dried food product is not in a canning jar, it will be lowered one ribbon rating. Suggested amount: 1/3– 1/2 cup, or three or four pieces per exhibit. All meat jerky must be heated to an internal temperature of 160°F before or after drying. This is not the drying temperature! Dried products must include the recipe, preparation steps, and heating instructions. Jerky not heated to an internal temperature of 160°F will be disqualified and not be judged. Heating information can be found in “Dry Meat Safely at Home”
www.ksre.ksu.edu/bookstore/pubs/MF3173.pdf.
 12. Classes will be divided in to Jr., Inter., and Sr. When completing pre-entry, 4-H class numbers must contain the class number and a letter if classes are not already specific to member's age and exhibit judging is based by age group and the exhibit. Letters will be as follows:

- A. **4-H member age 7-9-year-olds**
- B. **4-H member age 10-13-year-olds**
- C. **4-H member age 14 and older**

Example: Department 20: Foods – Class 2008A – Plain Cake
(would be for member who is 4-H Age of 9 entering a Plain Cake.)

Step by step instruction sheets for how to pre-enter are available from the Extension Office's website www.ford.ksu.edu.

DIVISION 10: FOOD PRESERVATION

Class 2070	Sweet Spreads/Syrups – fruit and/or vegetable
Class 2071	Fruits/Juices/Fruit Mixtures (salsa, pie filling)
Class 2072	Tomato Products (tomato juice, tomato salsa)
Class 2073	Low Acid Vegetables (green beans, corn, vegetable mixtures)
Class 2074	Pickles/Fermented Foods/Relishes/Chutneys – fruit and/or vegetable
Class 2075	Dried Meats
Class 2076	Dried Foods

DEPARTMENT 21: FORESTRY

1. Each member may enter up to 2 exhibits in 4-H Forestry but only 1 entry per class. Participants can exhibit in a collection phase and 1 other class, Class 2104 to Class 2109 or they may exhibit in any 2 non-collection classes, Class 2104 to Class 2109.
2. All leaf exhibits are to be mounted on 8½”x11” heavy stock paper and placed in loose-leaf binders. (Magnetic or adhesive filler sheets for photographic prints or sheet protectors are recommended.) Twigs and fruit collections may be exhibited in whatever manner you choose (maximum display size 3’x4’).
3. Name, club, age, and year in project should be on front cover or in a prominent location.
4. Leaves should be identified with an appropriate label located near the leaf on the same page. These labels should include (1) the proper common name as listed in the 4 H Bulletin 334, “List of Native Kansas Forest Trees”; (2) location (city and/or county) where collected; and (3) date (day, month, year) or (month, day, year) collected.
5. Divide specimens into the following two sections: Native Kansas Trees, and Non-Native Trees.
6. New specimens are those specimens collected during the current 4-H year and cannot be a duplicate tree species of previously displayed specimens.
7. Group specimens according to the years collected (ex. “old-previous years” and “new”)
8. Variations of varieties do not count as different species or specimens.
9. When replacing previously displayed samples, due to degradation, improper mounting or incorrect identification, the specimen label must also be updated. Replacements do not count as new specimens. Replacements should be displayed in the “old previous” section of the display.
10. If you retrieve information for your forestry exhibit, you must include a reference citation to the source.
11. In all leaf collections, exhibit one complete leaf where possible. If leaf is too large, exhibit as much as possible. Sketch in reduced scale the entire leaf and illustrate where the exhibited portion is from. Note: A “leaflet” is incorrect when displayed as the complete leaf for the tree.
12. All work must show originality. Leaf collections and displays should not closely resemble work done by others in the same club.
13. Resources for exhibiting are located on the Kansas 4-H Forestry Project page: <https://www.kansas4-h.org/project/agriculture-and-natural-resources/plant-sciences/forestry.html>.

DIVISION 1: LEAF COLLECTIONS

Class 2100

Beginning – exhibit 1 of the following 2 choices
Only those exhibiting at the State Fair for the 1st time may enter this class.

- a. A minimum of 10 different leaves from native Kansas trees collected within the year. Exhibit can include non-native leaves in addition to the required number of leaf specimens collected from native Kansas trees.
- b. Exhibit a minimum of 5 native Kansas trees showing leaf, twig and fruit from each species collected.



- Class 2101 Intermediate – exhibit 1 of the following 2 choices:
Only those exhibiting for the 1st or 2nd time at the State Fair.
- Exhibit a minimum of 20 different leaves (including 10 new specimens) from native Kansas trees. Exhibit can include non-native trees' leaves in addition to the required number of leaf specimens collected from native Kansas trees.
 - Exhibit a minimum of 10 native Kansas trees showing leaf, twig and fruit from each species collected. This exhibit must include 5 new leaf, twig and fruit specimens.
- Class 2102 Senior – exhibit 1 of the following 2 choices:
This class is open to those exhibiting either for 3rd or 4th time at the State Fair.
- Exhibit a minimum of 30 different leaves (including 10 new specimens) from native Kansas trees. Exhibit can include non-native leaves in addition to the required number of leaf specimens collected from native Kansas trees.
 - Exhibit a minimum of 15 native Kansas trees showing leaf, twig and fruit from each species collected. This exhibit must include 5 new leaf, twig and fruit specimens.
- Class 2103 Advanced – exhibit 1 of the following 2 choices:
This class is open to those exhibiting the 5th time or more at the State Fair.
- Exhibit a minimum of 40 different leaves (including 20 new specimens) from a native Kansas tree. Exhibit can include non-native leaves in addition to the required number of leaf specimens collected from native Kansas trees.
 - Exhibit a minimum of 20 native Kansas trees showing leaf, twig and fruit from each species collected. This exhibit must include 10 new leaf, twig and fruit specimens.
- Class 2104 How a Tree Grows Notebook– Entry may include a project notebook with 10 or more seeds collected with pictures showing a germination study, or a mounting of a thin section of wood cut from the end of a log or top of a stump labeled with information such as kind of wood and age of tree when cut; or exhibits an illustration of how a tree grows.
- Class 2105 Tree Appreciation Notebook – Entry may include a research or reporting notebook with no more than 10 pages based on the exhibitor's selected tree. Exhibits must be a different species of tree each year. This notebook may include sketches, drawings, pictures, a story or any other things that will help tell about the tree you have selected.
- DIVISION 2: GROWING & PROTECTING TREES**
- Class 2106 Growing & Protecting Trees – Display requires a display or project notebook telling about project and pictures before, during and after planting seedlings, a container tree or a bald in burlap tree. Maximum tri-fold size is 3' x 4'.
- Class 2107 Tree Culture – Display requires a display or project notebook showing your project work including pictures of before, during and after woodlot improvement. Maximum tri-fold is 3' x 4'.

- Class 2108 How Forests Serve Us – Collected wood samples (all or partial) and an essay. Wood sample display is to be mounted on thick poster board or tri-fold, no larger than 3' x 4'. Essay should be in a covered binder.
- Class 2109 Educational Exhibit – Exhibit must be directly related to tree identification or Forestry. Type of exhibit is open (notebook, poster, collection box, or tri-fold no larger than 3' x 4') This a good class to exhibit an unusual collection.

DEPARTMENT 22: GEOLOGY

1. The exhibit box should be 18" x 24" x 3½". Plexiglas covers are required. Boxes with glass covers WILL NOT be accepted. All specimens are to be arranged across the narrow (18") dimension of the exhibit box, making the exhibit 18" across the top and 24" deep exactly. If a box has a sliding Plexiglas cover, it must be removable from the top. Screws, locks, or other devices that would prevent judges from removing the cover should not be used. For Lapidary classes 2207-2211 only, the dimensions of the box should be appropriate for the display, but should not exceed 18"x24"x3½".
2. Each exhibitor is required to identify each display box by placing an identification label bearing name, county or district, and number of specimens in the upper left-hand corner of the Plexiglas cover (inside-use clear double-sided tape to adhere gummed labels), and by attaching a label with the same information on the lower right corner of the box (outside).
3. Exhibitor may enter in both geology and lapidary classes. Exhibitor may show in only one of these four geology classes (2201, 2202, 2203, or 2204). Exhibitor may also show in geology class 2205 (special exhibit), 2206 Mineralogy, and in one lapidary class.
4. Geology specimens should be labeled with the number of the specimen, date collected, specimen name or description, and locality (county only) where collected.
5. For geology classes 2201, 2202, 2003, and 2204, 2206 and 2207 all specimens must be collected (not purchased) from locations in Kansas, with the exception of Tri-State Mining Area specimens collected from these three adjacent counties: Ottawa County, OK, Newton, and Jasper Counties, MO. Other out of state specimens will not count in the minimum number for the class, nor will they be considered in the judging.
6. For the geology classes 2201, 2202, 2203, 2204, 2206 and 2207 specimens should be mounted in the box by proper groups: rocks, minerals, fossils. Fossils must be identified to the Phylum, Class, and Genus level. Genus name is to begin with a capital letter. Species name is all lower case. Genus and species names must either be italicized or underlined, not both. The words "phylum, class, genus" on labels are to be spelled out, not abbreviated. More than one specimen of the same kind of rock or mineral or species of a fossil may be exhibited if this duplication represents different geological formations. Specimen label must show this distinction (Fort Hays limestone, not just limestone; calcite from the Greenhorn Formation, not just calcite; Phylum: Brachiopoda Class: Articulata Genus: Composita from the Morrill Limestone Member, not just Phylum: Brachiopoda Class: Articulata Genus: Composita).

DIVISION 1: GEOLOGY

- Class 2200 1st Year Geology Project Member or 4-H'ers Under 9 Years of Age – Display of 15 rocks, minerals or fossils. May use a cardboard flat (10" x 16") All other rules of the geology project apply. *Not eligible for the Kansas State Fair.*
- Class 2201 Geology Display I – Display at least 15 rocks, minerals and fossils collected during the current 4-H year. Exhibitor is limited to 1 exhibit box. *Only those exhibiting at State Fair for the first time may enter this class.*

- Class 2202 Geology Display II – Display at least 30 different rocks, minerals and fossils at least 5 of each. Fifteen must be collected during the current 4-H year. Exhibitor is limited to 1 exhibit box. *This class is open to those exhibiting either 1st or 2nd time at State Fair.*
- Class 2203 Geology Display III – Display at least 45 rocks, minerals and fossils at least 5 of each. Fifteen must be collected during the current 4-H year. Identify the rocks as igneous, metamorphic or sedimentary. These rock types must be spelled out on labels or have a legible key. Exhibitor is limited to 2 boxes. *This class is open to those exhibiting either 3rd or 4th time at State Fair.*
- Class 2204 Geology Display IV – Display at least 60 rocks, minerals and fossils at least 5 of each. Fifteen must be collected during the current 4-H year. Identify the rocks as igneous, metamorphic or sedimentary. These rock types must be spelled out on labels or have a legible key. Exhibitor is limited to 2 boxes. *This class is open to those exhibiting the 5th time or more at the State Fair.*
- Class 2205 Educational Exhibit – Exhibit relating to everyday living; or to a mineral test; or a rock formation; a geological history; or a species of a fossil; or forms of one mineral; or a variation of one kind of rock; or archaeological artifacts; or Indian artifacts. Digital formats are accepted – please make arrangements for the judge to view your exhibit and have a hard copy for display. Exhibit is limited to 4 feet of table space. Be sure to select durable materials that will withstand County and State Fair conditions. Exhibitor may show in the class regardless of the number of times they exhibited at State or whether enters in Classes 2201, 2202, 2203 or 2204. Exhibitor may also exhibit in a lapidary class.
- Class 2206 Mineralogy Display – Display a minimum of 15 mineral specimens collected in Kansas. At least 5 must be collected during the current 4-H year. The minerals are to be grouped by mineral class (i.e. Carbonates, Oxides, Silicates) and at least 3 classes must be represented. Exhibitor must use 1 standard display box (see Rule #1). The specimens must be labeled with the number of specimens, date collected, name of specimen, county where collected and chemical composition (i.e. CaCO₃ for Calcite) if known.
- Class 2207 Fossil Display – Display a minimum of 15 fossil specimens collected by the participants of Kansas, at least 5 of which have been collected during the current 4-H year. The fossils are to be grouped by Phylum and Class, and at least 3 phyla must be represented (Brachiopoda, Chordata; Mollusca, etc.). The member must use 1 standard display box. The specimens must be labeled with the number of the specimen; date collected; county collected; formation, member, or source; phylum, class, and genus or part; and geologic age (Cretaceous, Permian, Pennsylvanian, etc.).

Lapidary Classes

The lapidary will be judged on the following criteria:

Workmanship and Content 60 points

Presentation & Showmanship 30 points

Accuracy of Information 10 points

All lapidary specimens should be labeled with the following information:

- Specimen Name
- Place of Origin (country, state and county – county is required for Kansas specimens)
- Purchased or Self-Collected
- Date Lapidary Treatment Began
- Date Lapidary Treatment Completed (Treatment completed after the State Fair is considered a new year specimen.)

Special lapidary exhibits should be entered in Class 2211. Each member is limited to one entry in this class.

DIVISION 2: LAPIDARY

- Class 2208 Lapidary Display I – Display at least 5 varieties of polished (tumbled) specimens and 5 varieties of unpolished specimens that have not yet received lapidary treatment. These do not have to be an example of “before and after”, nor do they have to be self-collected. Locales must be identified. *Only those exhibiting lapidary at the State Fair for the 1st time may exhibit in this class.*
- Class 2209 Lapidary Display II – Display before-and-after examples of at least 3 varieties of specimens, at least 2 (tumbled) polished and 2 unpolished of each. Lapidary work should be done during the current 4-H year. Locales must be identified. There is NO requirement that the 4-H'er collect any of these specimens.
- Class 2210 Lapidary Display III – Display before-and-after examples of at least 6 varieties of specimens, at least 2 (tumbled) polished and 2 unpolished of each. Lapidary work on at least 3 varieties should be done during the current 4-H year. Locales must be identified. At least 2 varieties should be collected from the native site by the 4-H'er, at least one of which comes from Kansas.
- Class 2211 Lapidary Display IV – Display before-and-after examples of at least 9 varieties of specimens, at least 2 (tumbled) polished and 2 unpolished of each. Lapidary work on at least 3 varieties should be done during the current 4-H year. Locales must be identified. At least 3 varieties should be collected from the native site by the 4-H'er, at least 2 of which comes from Kansas.
- Class 2212 Lapidary Display V – Exhibit at least 6 specimens not previously exhibited, which have received lapidary treatment (may consist of polishing and end, face or flat lapping). Specimens must represent at least 3 different varieties and include at least 3 cabochons (style of cutting, in which the top of the stone forms a domed or curved convex surface) of any size or shape, only 1 of which may be free-formed. Three specimens must be mounted into jewelry findings.

DEPARTMENT 23: HOME ENVIRONMENT

1. Only one entry per class.
2. In the Tour Class (Class 2300) the judge will come to the exhibitor's home to observe the end product of the year's work.
3. A summary including the plans, an explanation of how the items were made or refinished, and how it fits into the color and design of the room must be attached to Single Exhibit and Repaired and Refinished Furniture Exhibit. Summary could also include project's inspiration, challenges, who helped you and any other information that could be helpful to the judge. Summary should be in a plastic protective sleeve and attached to the exhibit.
4. Project with missing or insufficient summaries will be lowered 1 ribbon placing.
5. Exhibit should be of high quality. Suitable for use in the home for several months throughout the year. Holiday specific items are discouraged.
6. Notebooks or posters may include swatches, colors, stories, photographs, and project records which detail what was accomplished this year with a given indication of long-term plans.
7. If project has been carried more than this year, include previous years' records.
8. Home Environment booths must be setup between 8:00 a.m. - noon & 5:00 - 9:00 p.m. on Wednesday, July 19.
9. One Champion and Reserve Champion will be awarded from all age groups if exhibit is of champion quality.

DIVISION 1: HOME ENVIRONMENT

- Class 2300 Home Tour and Booth
Class 2301 Single Exhibit – an article made by 4-H'er with attached summary
(i.e. furniture, fixtures, interior or exterior)

DIVISION 2: NOTEBOOKS & DESIGN BOARD

- Class 2302 Notebook – Notebooks may include floor plans, swatches, colors, stories, photos, project records which detail what was accomplished this year with a given indication of long-term plans. Notebooks also include project inspiration, challenges, who helped you, and any other information that could be helpful to the judge. Additional summary is not required.
- Class 2303 Design Board – Boards must be on foam core or a standard tri-fold display (include color scheme, wall treatment, floor treatment, samples, etc.) and attach summary.

DIVISION 3: REFURBISHED FURNITURE

Not eligible for the Kansas State Fair.

- Class 2304 Repaired and Refinished Furniture – one piece (Attach a summary.)

DEPARTMENT 24: PETS

Show Date: Friday, July 21 at 3:00 p.m.

1. There are no state fair classes in these projects.
2. Exhibitor is limited to 1 entry per class.
3. 4-H'ers need to be present at the time their pet is judged.
4. **Check in will be from 2:30 p.m. – 3:00 p.m. on Friday, July 21. Show begins at 3:00 p.m.** If exhibitor is not checked in before 3:00 p.m., they will be scratched from all classes.
5. All pets must be owned one month prior to exhibiting.
6. Animals must be contained in an appropriate cage, aquarium, or container.
7. Dogs cannot be in the 4-H Dog Care & Training program.
8. Proof of rabies vaccinations, signed by a licensed veterinarian, must be presented to superintendent at check in to be eligible to compete. **Required dog vaccinations are Rabies, Distemper, Hepatitis, Parvovirus, and Parainfluenza, and Bordetella.**
9. No dog in season will be allowed to show.
10. Cats & dogs must be kept in crates or on a leash.

11. **Rabies, feline leukemia and distemper shots are mandatory for cats before show time.** Proof of vaccination is required and needs to be brought to the show. Animals without will not be allowed to be exhibited.
12. If a rabbit is shown in the pet division, it cannot also be shown in the rabbit division.

DIVISION 1: PETS

Class 2400	Bowl Show – shown according to species (goldfish – single or pair, beta – single; all live bearers in pairs)
Class 2401	Reptiles & Amphibians (i.e. salamander, turtle)
Class 2402	Gerbil
Class 2403	Hamster
Class 2404	Guinea Pig
Class 2405	Cavy
Class 2406	Mouse
Class 2407	Rabbit
Class 2408	Bird
Class 2409	Hedgehog
Class 2410	Dog
Class 2411	Adult Cat – Long Haired (over 1 year old)
Class 2412	Adult Cat – Short Haired (over 1 year old)
Class 2413	Kitten – Long Haired (3 months – 1 year)
Class 2414	Kitten – Short Haired (3 months – 1 year)
Class 2415	Other Small Pet

** The above pet classes are not eligible for the Kansas State Fair*

DEPARTMENT 25: PHOTOGRAPHY

1. Photographs entered must be the result of the current year's project work by the 4-H member entering them.
2. Members may enter up to 12 entries in Classes 2500, 2501, 2502, 2503, 2504, & 2505 and up to 2 entries in Class 2506.
3. Please limit the total number of photos in consultative judging to 3.
4. Remove white border from prints before mounting. All photos, after trimming, must be no larger than 8"x10" and no smaller than 7"x9".
5. No lettering, including dates, is permitted on the front of the mount or on the photo.
6. **Photos are to be mounted across the narrow (11") dimension of an 11"x 12.5" sheet of white or cream studio matte board.** Do not use foam core board. Photos mounted on foam core or poster board will not be displayed. Pre-cut matte boards are available for purchase at the Extension Office.
7. Photos must be mounted with the top edge of the print 1" below the top of the mount (board is always oriented narrow side up). The sides of the print must be equal distance from the two sides of the mount.
8. A full coverage permanent mount (spray adhesive recommended or heat mount) must be made.
9. **The exhibitor's information should be written on the back of the mount in the lower left corner. Please list in this order Photo Description: (Please indicate the geographical location of the photo in your description), County, Name, Address, and City/State/Zip. No contact prints on front of mount.**
10. Improperly mounted photos, oversize or undersize photos or photos with the white borders not removed or lettering (including dates) on the photo, will be awarded a ribbon one placing lower than the placing determined by the official judges.
11. To protect exhibits from dust and moisture, photos will be placed in a display bag after judging.
12. Photographs taken with a digital camera and having no more adjustments than exposure, color intensity or correction, one-click filter effects, red eye removal, cropping, dodging and burning should be entered in the standard color or black and white classes. HDR photos are to be entered in the standard photo class.
13. The black & white classes are for black and white prints only. Monochromatic prints, including sepia prints are considered color photos and must be entered in the appropriate color photo classes.

14. **Appropriate photo subject matter:** Photographic subject matter is expected to follow 4-H standards. For a sense of prohibited subject matter, review the Kansas 4-H Member Code of Conduct; in general, if it is not allowable at a 4-H event, it is not allowable in a 4-H photograph at the State Fair.
15. Photos with live subject(s) on railroad right of way or taken from railroad right of way property will not be displayed in Kansas 4-H Photography and will be disqualified and not judged.
16. Copyright protections must be observed. Decisions as to display and/or penalties will be made by the Photography Department Superintendent and the County Extension Agent responsible for the photography department.
17. Fifteen to twenty special recognition exhibits, selected by the Photography Judges, will be used in a Ford County Traveling exhibit.
18. Classes will be divided in to Jr., Inter., and Sr. When completing pre-entry, 4-H class numbers must contain the class number and a letter if classes are not already specific to member's age and exhibit judging is based by age group and the exhibit. Letters will be as follows:
 - A. 4-H member age 7-9-year-olds
 - B. 4-H member age 10-13-year-olds
 - C. 4-H member age 14 and older

Example: Department 20: Foods – Class 2008A – Plain Cake
(would be for member who is 4-H Age of 9 entering a Plain Cake.)

Step by step instruction sheets for how to pre-enter are available from the Extension Office's website www.ford.ksu.edu.

DIVISION 1: COLOR PHOTOS

- Class 2500 Color Photo – taken by 4-H member with 3 years or less in the project
- Class 2501 Color Photo – taken by 4-H member with 4-7 years in the project
- Class 2502 Color Photo – taken by 4-H member with 8 or more years in the project

DIVISION 2: BLACK & WHITE PHOTOS

- Class 2503 Black & White Photo – taken by 4-H member with 3 years or less in the project
- Class 2504 Black & White Photo – taken by 4-H member with 4-7 years in the project
- Class 2505 Black & White Photo – taken by 4-H member with 8 or more years in the project

TRY YOUR LUCK & SUPPORT THE FORD COUNTY FAIR!



Sunday July 23

1 Ticket for \$5
or
3 Tickets for \$10

COW WILL BE LET LOOSE AT 2:30 PM.
NEED NOT BE PRESENT TO WIN.

Proceeds benefit the Ford County Fair.

Portfolio Classes:

4-H member may enter only one portfolio each year.

DIVISION 3: PHOTO PORTFOLIOS

Class 2506

Growth Portfolio – 4-H member is eligible for this class beginning with the third year of enrollment in the 4-H Photography Project.

- a. Exhibit will consist of one photo for each year of enrollment. Each photo must have been created in a different year and must be labeled with the year taken/project enrollment year. A maximum of 5 photos may be included, if the member has 5 or more years of enrollment. Photos are not required to be inconsecutive order. The Growth Portfolio Class may start at any time in the member's photography career.
- b. Photos must be 8"x10" and may be color or black and white, as well as unmounted.
- c. An information sheet must accompany each photo giving brand and model of camera used to create the photo, the setting for focal length, aperture, mode and shutter speed must also be listed. Skill set used to create the photo must be given and explained. Main goal for each year should be listed.
- d. Beginning with photo, member description of GROWTH in project skill must be included on information sheet.
- e. Exhibit will consist of photos arranged in chronological order of enrollment, information sheet on each photo and all information listed above.
- f. **Portfolio book will be required to exhibit.**

Class 2507

Career Portfolio – 4-H member must have been enrolled in Photography Project for 5 years or more OR must be age 15-19 and been enrolled in Photography Project for at least 2 years.

- a. Exhibit will consist of 10 - 8"x10" photos showing skill development in 1 of the following photography areas: Portrait, Special Effects (not done with computer), Landscape, Photojournalism, Black and White, Nature/Wildlife or Graphic Design (computer skills with photos). Photos may have been created over multiple project years.
- b. Photos may be in color or black and white. And must be unmounted.
- c. An information sheet must accompany each photo given brand and model of camera used to create the photo. The settings for focal length, aperture, mode and shutter speed must also be listed.
- d. A one-page summary should accompany the portfolio listing the goal for pursuing this area of photography and what skills were learned while doing so. Mentors should be acknowledged. Career exploration can also be described.
- e. Exhibit will be presented in a notebook designed for portfolio review with pages for required information listed above.

DEPARTMENT 26: PLANT SCIENCE

1. Exhibitor must be enrolled in the division of Plant Science that they are entering.
2. Products exhibited in this division must have been grown by 4-H/FFA member.
3. Exhibitor is limited to 1 entry per class. In floriculture exhibitor is limited to 1 entry per variety.
4. 4-H'ers enrolled in any phase of Plant Science may enter Class 2687.

Crops

1. Every entry must be identified by hybrid or variety name.
2. Classes may be divided into subdivisions, if needed.
3. All crops exhibits should be as mature as possible.
4. Immature grain heads will not be penalized for immaturity.
5. Labels are to be placed on the outside of jars with 1 label in the grain. Exhibit only the number or amount specified in each class. If a variety is NOT stated where requested OR samples not tied where requested, ribbon placing will drop one placing.
6. All classes calling for a gallon sample may have a 2½ - 3- inch in diameter cylinder placed in a glass gallon container to reduce the amount of grain to about three quarts.
7. Entries receiving a blue ribbon or above may be entered in the Kansas State Fair in areas of availability of that class as a mature crop.

DIVISION 1: CROPS

Class 2600	Corn (Yellow or White - 10 ears or 1-gallon jar)
Class 2601	Grain Sorghum (10 heads)
Class 2602	Forage Sorghum (5-inch bundle, tied, consisting of the entire plant; no roots.)
Class 2603	Wheat (Soft Red, Hard Red or Hard White – 1-gallon wide mouth jar)
Class 2604	Sunflower (3 heads or 1-gallon jar)
Class 2605	Oats (1-gallon wide mouth jar)
Class 2606	Barley (1-gallon wide mouth jar)
Class 2607	Edible Field Beans (5 plants with roots intact or 1-gallon jar of seed)
Class 2608	Miscellaneous (1-gallon wide mouth jar of grain or 10 plants)
Class 2609	Soybeans (bundle of 5 plants)
Class 2610	Soybeans (1-gallon thrashed from last year's crop)
Class 2611	Cotton (10 <u>open</u> bolls, NOT 10 plants, place bolls in a bag that can breathe – NOT a sealed plastic bag – so mold doesn't develop)
Class 2612	Alfalfa (1 flake or slice from a rectangular bale or 10" division cut from a round bale. The flake or slice should be approximately 6" thickness & tied in 2 directions.)

Floriculture

1. 4-H/FFA'ers are to have their plants under their total responsibility as of June 1st of the current year.
2. **All plant materials must be grown and/or collected by the exhibitor, not purchased. This includes Class 2631**
3. Try to put cut flowers in a bottle that suits the size of the flower.
4. Flower classes may be broken down into sub-classes where appropriate. Example: Rose – may be Tea Rose, Climbing Rose, etc.

DIVISIONS 2: FLORICULTURE

Class 2626	Flower - Perennial (single stem in container)
Class 2627	Flower – Annual (single stem in container)
Class 2628	Flower – Bulb Flower (single stem in container) <i>This class is not eligible for State Fair.</i>
Class 2629	Potted Foliage Plant <i>This class is not eligible for State Fair.</i>
Class 2630	Potted Flowered Plant (plant must be in bloom at time of show)

Class 2631	Fresh Floral Arrangement (must be accompanied by 3"x5" card stating where it would be used)
Class 2632	Terrarium – <i>This class is not eligible for State Fair.</i>
Class 2633	Cactus Garden – variety of 2 or more cacti <i>This class is not eligible for State Fair.</i>
Class 2634	Single Cacti Exhibit <i>This class is not eligible for State Fair.</i>
Class 2635	French Garden – 2 or more plants in 1 container <i>This class is not eligible for State Fair.</i>

Horticulture

1. Vegetable and/or fruit exhibits should be displayed, with entry form attached, on a disposable plate with the exception of a collective exhibit. Use a sturdy disposable plate, bowl, or container that will support the weight of the produce.
2. Vegetables and/or fruit exhibited in this division need not be mature. However, efforts should be made to select as mature entries as possible.
3. Vegetable and/or fruit classes may be broken down into sub-classes where appropriate. Example: Squash may be broken down into a summer squash, acorn squash, zucchini squash, butternut squash, etc.
4. Fresh culinary herbs such as parsley, basil, dill, etc. may be exhibited using 6 stems (or a comparable quantity) of one variety of fresh herbs. Exhibit in a disposable container of water. Dried herbs are not accepted.
5. Horticulture notebook shall consist of a notebook or three ring binder of written narrative describing a horticulture project such as a landscape design, landscape installation, lawn renovation, water garden, flower garden, vegetable garden, lawn mowing service, landscape maintenance business, farmer's market business, or other horticultural project. 4-Hers are encouraged to include photographs, illustrations and/or landscape drawings that help explain work done by the member. Photos taken from the same location before, during, and after the completion of the project are particularly helpful.
6. Each exhibitor in this class will be limited to four square feet of space. The Garden Display should be exhibited in a tray, basket, or container that can be easily moved by the fair staff. Exhibit consists of five different types of fresh vegetables or fruits. Canned products and shelled vegetables are not acceptable. Only one variety of each type of vegetable or fruit may be exhibited. The numbers of the five types of vegetables or fruits to be exhibited are as follows:
 - ★ Large Vegetables (One Each): Cabbage, Cantaloupe, Eggplant, Large Pumpkin, Summer Squash, Winter Squash, and Watermelon or other large vegetable
 - ★ Medium Vegetables (Five Each): Beets, Carrots, Cucumbers, Decorative Gourds, Red Potatoes, White or Russet Potatoes, Miniature Pumpkins, Okra, White Onions, Yellow Onions, Red Onions, Parsnips, Bell Peppers, Other Peppers, Radishes, Sweet Potatoes, Tomatoes, Cherry Tomatoes, and Turnips or other similar sized vegetable
 - ★ Small Vegetables (Twelve Each): Green snap beans, yellow wax beans, or other similar sized vegetables
 - ★ Small fruits (One half pint box): Strawberries, blackberries, raspberries, or other similar sized fruits.
 - ★ Tree fruits (5 each): Apples, pears, peaches, or similar sized fruits.
 - ★ Grapes (2 bunches)

DIVISION 3: HORTICULTURE

Class 2651	Slicing Cucumbers – plate of 5
Class 2652	Pickling Cucumbers – plate of 5
Class 2653	Okra – plate of 5
Class 2654	Corn – plate of 5 ears
Class 2655	Sweet Corn – plate of 5 ears
Class 2656	Peas – plate of 12

Class 2657	Standard Tomatoes – plate of 5
Class 2658	Cherry Tomatoes – plate of 5
Class 2659	Pear Tomatoes – plate of 5
Class 2660	White Onions – plate of 5
Class 2661	Yellow Onions – plate of 5
Class 2662	Red Onions – plate of 5
Class 2663	Green Snap Beans – plate of 12
Class 2664	Yellow Wax Beans – plate of 12
Class 2665	Table Beets – plate of 5
Class 2666	Carrots – plate of 5
Class 2667	Eggplant – 1 egg plant
Class 2668	Bell Peppers – plate of 5
Class 2669	Non-Bell Type Peppers – plate of 5
Class 2670	Turnips – plate of 5
Class 2671	Red Potatoes – 5 of 1 variety
Class 2672	White Potatoes – 5 of 1 variety
Class 2673	Watermelon – 1 watermelon
Class 2674	Pumpkin – 1 pumpkin
Class 2675	Cantaloupe – 1 cantaloupe
Class 2676	Summer Squash – 1 squash
Class 2677	Winter Squash – 1 squash
Class 2678	Sweet Potatoes – 5 of 1 variety
Class 2679	Cabbage – 1 head
Class 2680	Kohlrabi – plate of 5
Class 2681	Radishes – plate of 5
Class 2682	Other Vegetable
Class 2683	Fresh Culinary Herbs (see Rule 5)
Class 2684	Collective Garden Display (see Rule 7)
Class 2685	Small Fruits – 1 half-pint box (i.e. strawberries, blackberries, raspberries)
Class 2686	Tree Fruits – plate of 5 (i.e. apples, pears, peaches)
Class 2687	Grapes – plate of 2 bunches
Class 2688	Horticulture Notebook (see Rule 6)

*Horticulture Notebook scoring is as follows:
organization & general appearance (neat, includes title page and table of contents, original and creative, etc.) 20%; narrative (includes goals, successes, failures, etc.) 40%; general content (subject matter, photo, maps, knowledge gained, etc.) 40%*

Weed Control Exhibit

1. Collect, identify, press, mount and label a minimum of 15 weeds. Try to include their roots, stems, leaves and flowers. Three of the weeds must be noxious weeds preferably found in Ford County. A standard 9"x12" scrapbook may be obtained in which to permanently mount your weed specimens.
2. Prepare a list of the weeds mounted, showing common name, scientific name and where it was found. Place the list in a specially identified section of the scrapbook.
3. Collect and identify weed seeds found in crop seeds. Mount them for display purposes. Place them in a specially identified section of the scrapbook.
4. Write a story on "How We Control Weeds on Our Farm" if you live on a farm. Other members write "How We Control Weeds at Home." The story should be about 300 words in length. It must show definite methods used to control weeds. Place the story in a specially identified section of the scrapbook.

DIVISION 4: WEED CONTROL

- | | |
|------------|--|
| Class 2690 | Weed Control Exhibit – consists of the 4 items listed in the rules |
|------------|--|

DEPARTMENT 27: STEM

Ag Mechanics (Welding), Architectural Block Construction, Astronomy, Computer, Robotics, Rocketry, and Unmanned Aerial Systems

Ag Mechanics (Welding)

1. The 4-H member must be currently enrolled in the Kansas 4-H STEM – Ag Mechanics (Welding) project to exhibit in this division.
2. Each exhibitor may enter one exhibit per class. Exhibit must have been constructed or repaired during the current 4-H year. The exhibit must be selected Grand Champion at the County Fair for entry at the State Fair.
3. Wheeled exhibits must utilize a braking mechanism which prevents the exhibit from freely rolling while on display.
4. Exhibitors are responsible for providing sufficient braking or “chocks” for trailer exhibits to ensure that the exhibits do not move once positioned. If using a wheel “chocking” mechanism, the two individual blocks should be connected together as a pair of chocks, so they do not become separated. At least one pair of chocks should be placed on each side of the trailer to prevent movement.
5. For trailer exhibits, the tongue of the trailer should have a locking mechanism (e.g. padlock) to prevent the trailer from being moved by unauthorized individuals while being displayed. A key for the locking mechanism should be left with the superintendent and labeled with the exhibitor’s name, County, and phone number.
6. Each exhibit must be free-standing or sufficiently supported by an exhibitor supplied support system that is moveable and is part of the total dimensions and weight of the exhibit as previously described. Exhibit display boards should have portable and moveable base and examples should be firmly affixed to the board to ensure all parts of the display stay together. No exhibits may be staked to the ground for display.
7. Top heavy items should be braced or placed in a stand sufficient to prevent it from toppling over while on display.
8. Exhibits may not be bound, affixed nor attached to the Fair Building. Trailers and large exhibits may be displayed outside.
9. Painting or spot painting is not allowed on projects after arrival on fairgrounds. If wet paint is detected by judges or superintendents, one ribbon placing will be deducted.
10. Repair projects having adequate original finish need not be repainted.
11. Cutting surfaces, such as blades or knives, are to have a protective covering over them to prevent injury. The covering should be easily removed and reinstalled for judging. Foam “pool noodles” and multiple layers of cardboard are acceptable.
12. Display cases for small exhibits, such as knives, are acceptable, and must be easily opened so the item can be removed and examined as part of judging.
13. Exhibits that include weaponry of any kind will be disqualified. Weaponry is defined as any instrument, possession, or creation, physical and/or electrical that is intended to be used to inflict damage and/or harm to individuals, animal life, and/or property.
14. If the exhibits are powered by flammable liquids (gas, propane, kerosene, etc.) the fuel tank and lines should be drained and allowed to dry, to avoid spills and potential fires.
15. Electric powered (battery, corded, solar or alternative energy) should have a primary shutoff or disconnect switch.
16. If a safety violation is noted by the judge, superintendent or Extension Staff, the exhibitor’s exhibit, at the judge’s discretion, will receive a deduction in ribbon placement or a participation ribbon.
17. **Each exhibit must include an Ag Mechanics information packet.** Entry of just a packet without an accompanying exhibit is not a sufficient exhibit.
18. **Each exhibitor is required to complete the “4-H STEM Ag Mechanics Exhibit Information Form” which is available at www.STEM4KS.com or at the Ford County Extension Office. This form must be attached to the outside of a 10”x13” manila envelope. DO NOT TIE the envelope to the exhibit.** All revisions of all forms previously released for the STEM division dated prior to current year are void for use and new forms must be obtained and used that are dated by the State 4-H Office for the current year.

19. Each exhibit information packet should include:
 - a. Bill of materials for the project with associated costs, scrap items used may be listed as having a \$0.00 cost;
 - b. One to five pages of photos showing work on the exhibit, preferably from a beginning state to final or completed state;
 - c. If appropriate, schematics or working drawings relating to the creation or repair;
 - d. If appropriate, operating instructions.
20. Additionally, exhibitors may create an optional video (not required) about their project showing its operation and the work they have done. This allows judges to get a better understanding of the exhibit and allows the youth the opportunity to fully demonstrate their exhibit. The video should be no longer than 8 minutes and should be placed on a USB drive.

DIVISION 1: AG MECHANICS

LEVEL 1 – INTRODUCTORY

For members with about 1-3 years of experience. This level is designed for youth with little to no exposure in the project area so that they can gain an understanding of basic principles and methods in the given area.

Class 2700	Welding Display Board – a 3’x3’ display board with different pieces of metal attached illustrating different types of welds, each weld being labeled
Class 2701	Welding Ag Repair – repair of ag equipment with welding
Class 2702	Welding Ag Fabrication – creation of new ag equipment with welding
Class 2703	Welding General Repair – repair of non-ag equipment with welding
Class 2704	Welding General Fabrication – creation of non-ag equipment with welding
Class 2705	Welding Artistic Fabrication – creation of artistic or interpretive pieces with welding
Class 2706	Brazing Repair
Class 2707	Brazing Fabrication
Class 2708	Smithing Display Board – a 3’x3’ display board with different pieces of forged metal attached illustrating different forms, each form being labeled.
Class 2709	Smithing – a design forged with at least one formed element (example: twists, spirals, bulbs)

LEVEL 2 – EXPERIENCED

For members with about 4-6 years of experience. This level is designed for youth with some experience in project area allowing them to expand on common principles and methods in the given area.

Class 2710	Welding Ag Repair – repair of ag equipment with welding
Class 2711	Welding Ag Fabrication – creation of new ag equipment with welding
Class 2712	Welding General Repair – repair of non-ag equipment with welding
Class 2713	Welding General Fabrication – creation of non-ag equipment ag
Class 2714	Welding Artistic Fabrication – creation of artistic or interpretive pieces with welding
Class 2715	Brazing Repair
Class 2716	Brazing Fabrication
Class 2717	Smithing – a design forged with at least 2 different formed elements (example twists, spirals, bulbs)

LEVEL 3 – ADVANCED

For members with about 7-9 years of experience. This level is designed for youth with vast experience in the project area allowing them to master common principles and methods and expand on advanced in the given area.

Class 2720	Welding Ag Repair – repair of ag equipment with welding
Class 2721	Welding Ag Fabrication – creation of new ag equipment with welding
Class 2722	Welding General Repair – repair of non-ag equipment with welding
Class 2723	Welding General Fabrication – creation of non-ag equipment with welding
Class 2724	Welding Artistic Fabrication – creation of artistic or interpretive pieces with welding
Class 2725	Brazing Repair
Class 2726	Brazing Fabrication
Class 2727	Smithing – a design forged with at least 3 different formed elements (example twists, spirals, bulbs)

LEVEL 4 – MASTER

This level is designed for youth with 10 or more years of experience in the project area allowing them to master advanced techniques in the given area.

Class 2730	Welding Ag Repair – repair ag equipment with welding
Class 2731	Welding Ag Fabrication – creation of new ag equipment with welding
Class 2732	Welding General Repair – repair of non-ag equipment with welding
Class 2733	Welding General Fabrication – creation of non-ag equipment with welding
Class 2734	Welding Artistic Fabrication – creation of artistic or interpretive pieces with welding
Class 2735	Brazing Repair
Class 2736	Brazing Fabrication
Class 2737	Smithing – a design forged with at least 4 different formed elements (example twists, spirals and bulbs)

LEVEL 5 – DECORATIVE WELDING

This level is for articles of an original design created by the exhibitor, judged more on the artistic value of the piece with only basic welding principles and methods.

This class is not eligible for the Kansas State Fair

Class 2738	Decorative Welding Project
------------	----------------------------

Architectural Block Construction

This STEM exhibit area is starting with an emphasis on using architectural blocks to construct dioramas, allowing youth to explore architectural design in 3-D space. The intent for this program is to allow youth to explore the construction and gain knowledge through interaction with a common toy. This division is not intended for youth wishing to exhibit constructed kits. Kits and non-diorama displays should not be entered in this division.

1. The 4-H member must be currently enrolled in the Kansas 4-H STEM – Architectural Block Construction project to exhibit.
2. Each exhibitor may enter one exhibit per class. Exhibit must have been constructed during the current 4-H year. The exhibit must be selected Grand Champion at the County Fair for entry at the State Fair.
3. Total exhibit dimensions may not exceed 2 feet high, by 2 feet wide, by 2 feet deep. The minimum exhibit dimensions must be at least 6-inches wide and deep.

4. All exhibits should be placed in a sturdy see through enclosure with a top, bottom and 4 sides. A clear tub turned upside down with the exhibit placed on the lid would be an acceptable enclosure. It may be desirable to place a cutting board or other hard surface between the lid and base plate of the exhibit to make it sturdy. This is to keep exhibit parts from being “scattered to parts unknown” at the Fair. The outer dimensions of the enclosure **DO NOT** count towards the total exhibit dimensions but should not be excessive.
5. All components used in construction should be dust free, clean, free of chips, scuffs or cracks. Gaps or cracks should not be visible between assembled blocks unless they fit with the story (i.e. an earthquake).
6. The primary building components should be interlocking blocks, commonly referred to by the brand name of Lego®.
7. Other components can be integrated in dioramas to illustrate architectural aspects that may be difficult to convey with traditional interlocking blocks, for example marbles for small round objects.
8. The use of existing “store bought” sets for major architectural elements of the display is not allowed, use of figurines from sets is allowed as are using individual bricks to create something different than the architectural component of the set it came from. “Store bought” sets should be considered an arts and crafts entry. The intent of this is to ensure fairness among exhibitors and encourage maximum creativity instead of just following a set of plans.
9. Dioramas should be suitably complex and have multiple elements (i.e. a camp site that has a log cabin, a tree fort and a car).
10. All dioramas should have a story, which is part of the information pack, which describes what is happening in the diorama; this can be as simple (i.e. nursery rhymes) or complex (i.e. book themes) as needed to explain to someone looking what is happening.
11. Vehicles that are intended to stay in a single place should be affixed to base plates with sticky tack, hot glue or other method.
12. Mechanical enhancements or motion elements that add motion to the diorama are acceptable and encouraged. For example, merry-go-rounds, doors, elevators, gears, marbles going down a channel, flapping wings, animatronics, etc. If included, judges should be able to use them and instructions should be provided for operation either in the story or on a separate page.
13. Artistic design (i.e. recreating paintings like the “Mona Lisa” or “Starry Nights” and sculptures like “David”) are not permitted as exhibits and one ribbon placing will be deducted for items meant for display Visual Arts.
14. **Each exhibitor is required to complete the “4-H STEM Architectural Block Construction Exhibit Information Form”, which is available at www.STEM4KS.com or at the Ford County Extension Office. This form must be attached to the outside of a 10”x13” manila envelope. DO NOT TIE the envelope to the exhibit.** All revisions of forms previously released for the STEM division dated prior to current year are void for use and new forms must be obtained and used that are dated by the Kansas State 4-H Office for the current year.
15. Each exhibit information packet should include:
 - a. 1 to 5 pages of showing work on the exhibit, preferably from a beginning state to final or completed state; these help in determining where a part might go in case something comes loose.
 - b. If appropriate, operating instructions for mechanical portions of the diorama.
16. Additionally, exhibitors may create a video about their project, discussing their construction experiences and the architectural elements of the diorama (tell the story of what is happening in their exhibit. This allows judges to get a better understanding of the exhibit and allows the youth the opportunity to fully explain their exhibit. The videos should be no longer than 8 minutes and should be placed on a USB drive. Or an exhibitor may discuss their construction experience and the architectural elements of their diorama with the judge when consultative judging is available.

DIVISION 2: ARCHITECTURAL BLOCK CONSTRUCTION

LEVEL 1 – INTRODUCTORY

For members with 1-3 years of experience.

Class 2740 Diorama – illustrating at least 2 architectural features beyond floor, ceilings and walls

LEVEL 2 – EXPERIENCED

For members with 4-6 years of experience.

Class 2741 Diorama – illustrating at least 4 architectural features beyond floors, ceilings and walls and include 1 or more motion elements

LEVEL 3 – ADVANCED

For members with 7-9 years of experience.

Class 2742 Diorama – illustrating at least 6 architectural features beyond floors, ceilings and walls and includes 2 or more motion elements.

LEVEL 4 – MASTER

For members with 10 or more years of experience.

Class 2743 Diorama – illustrating at least 8 architectural features beyond floors, ceilings and walls and includes 3 or more motion elements.

Astronomy

1. The 4-H member must be currently enrolled in the 4-H STEM - Astronomy project to exhibit in this division.
2. Each exhibitor may enter one exhibit per class. Exhibit must have been completed during the current 4-H year.
3. Telescopes entered in this division may be built from a kit or by original design. Pre-finished telescopes, which require no construction or painting are not acceptable exhibits.
4. Telescopes are limited to no more than six feet in length. They must be placed on a stationary stand that does not allow the telescope to roll and/or fall over. The stand cannot extend past two feet in length or width.
5. **Each telescope exhibit must include a “4-H Astronomy Exhibit Information Form,” which is available through the Ford County Extension Office or at www.STEM4KS.com. This form must be attached to the outside of a 10”x13” manila envelope. Do not tie the envelope to the exhibit.** All revisions of forms previously released for the STEM division dated prior to the current year are void for use and new forms must be obtained and used that are dated by the Kansas State 4-H Office for the current year. **You must also include construction plans (or a photocopy) of the telescope and place it inside the manila envelope. For notebooks, display boards, and posters, no additional exhibit information is required; no manila envelope is needed for these exhibits.**
6. See the last section for full details about exhibiting posters, display boards, and notebooks.
7. **Two photographs showing telescope construction and operation are required. Photographs should be mounted on one side of an 8 ½” x 11” page. A brief caption should accompany each photograph. Place photos in the 10” x 13” manila envelope.**
8. The telescope must be properly assembled and painted with a smooth and uniform finish. Decals, if used, should be attached smooth and tight.
9. Telescopes designed by the exhibitor must be original, not a modification of an existing kit.
10. If the judge, superintendent, or other staff note a safety violation, the exhibitor’s exhibit, at the judges’ discretion, will receive a participation ribbon.

11. Classes will be divided in to Jr., Inter., and Sr. When completing pre-entry, 4-H class numbers must contain the class number and a letter if classes are not already specific to member's age and exhibit judging is based by age group and the exhibit. Letters will be as follows:

- A. 4-H member age 7-9-year-olds
- B. 4-H member age 10-13-year-olds
- C. 4-H member age 14 and older

Example: Department 20: Foods – Class 2008A – Plain Cake
(would be for member who is 4-H Age of 9 entering a Plain Cake.)

Step by step instruction sheets for how to pre-enter are available from the Extension Office's website www.ford.ksu.edu.

DIVISION 3: ASTRONOMY

Class 2750 Telescope – made from kit

Class 2751 Telescope – made from original design

Computer

The Kansas 4-H STEM Computer Systems portion of the computer project is designed to allow 4-H members to explore how *information* is moved from one part of the computer to the other; how *information* is moved between two or more computer systems (networking); how *information* is stored; or how *information* is acted on (programming).

1. Any item which **IS NOT** a notebook, display board, or poster displayed in this class is considered a “computer system” exhibit and **MUST** follow the rules set forth below.
 2. The actual construction of computer hardware (i.e., building a computer, electronic devices with a motherboard-based manipulation) will remain in the Energy Management division.
 3. 4-H members must be currently enrolled in the 4-H STEM – Computers project to exhibit in this division.
 4. Each exhibitor may enter one exhibit per class. Exhibit must have been completed during the current 4-H year. Exhibitor's name, county or district, 4-H age, and years(s) in project must be tagged or labeled in a prominent location on the exhibit, educational display, notebook, and/or poster.
 5. See the last section for full details about exhibiting posters, display boards, and notebooks.
 6. If the judge, superintendent, or other staff note a safety violation, the exhibitor's exhibit, at the judges' discretion, will receive a participation ribbon.
 7. All exhibits must be:
 - a. Self-contained on a USB drive (thumb drive, flash drive, jump drive or other, any other name for a small USB storage device). This means that a judge can plug in the USB drive into a computer and be able to run the exhibit as described below.
- OR
- b. System-on-a-Chip (SOC) (such as Raspberry Pi) or a Micro-Controller (such as an Arduino or Ozobot) AND is a compact (less than 8"x8"x8") system, which can be programmed AND requires minimal assembly to operate (e.g. connecting power, display, and keyboard/mouse cables). Referred to as a “chip system” through the rest of the rules.
8. All revisions of all forms previously released for the STEM division either undated or dated prior to current year are void for use and new forms must be obtained and used that are dated by the Kansas State 4-H Office for the current year. Use of old forms will result in the loss of 1 ribbon placing for exhibit.
 9. **Physical computers such as tablets, smart phones, laptops, or personal computers (PCs) will not be accepted as an exhibit.**
 10. “Chip System” may use/include GPIO bread boards or HATs (Hardware Attached on Top) the size of which is not included in the size of the chip system, however the total size of the chip system and GPIO devices may not exceed 24"x24"x24" including any protective enclosures.

11. Any attached GPIIO devices are not judged for electrical construction or quality as this division is focused on the operational aspects of the system that have automated articulated structures (arms, wheels, grippers, etc.) which the exhibitor constructed, some of these systems can also be classified as a STEM Robot, and the exhibitor must decide which division to exhibit in as the exhibit may not be entered in both divisions.
12. For Chip System, all electric components of the system must be adequately covered or concealed with a protective enclosure. Paper is NOT considered an adequate enclosure or covering for the electric components.
13. All revisions of all forms previously released for the STEM division either undated or dated prior to the current year are void for use and new forms must be obtained and used that are dated by the Kansas State 4-H Office for the current year. Use of old forms should result in the loss of one ribbon placing for exhibits.
14. **For all computer system entries, the following items are required as part of an exhibit packet:**
 - a. **A manila envelope with the Computer Exhibit Form attached to the front, this form can be downloaded at www.STEM4KS.com or at the Ford County Extension Office.** This form must be attached to the outside of a 10" x 13" manila envelope. Do not tie envelope to the exhibit.
 - b. **A USB drive** labeled with the 4-H'ers name, county, and club; in a way that does not prevent it from being plugged into a computer.
 - c. **For exhibits that are entered on USB drives, at least one (1) graphic (picture, screen shot/capture, slide, etc.) of the project must be printed out on 8.5"x11" sheet of paper, placed in a plastic sheet protector,** to allow for proper display and recognition at the Ford County Fair. Additionally, this graphic should be included on the USB drive and given the name "display graphic." This will be displayed during the Ford County Fair; all other materials will be sent back with exhibitor after judging.
 - d. **Instruction to run any part of exhibit on the USB drive.**
15. Each exhibit must be accompanied by a "4-H Engineer's Journal." The engineer's journal should be typed. It can either be included electronically on the USB drive (preferred) or printed and placed in the manila envelope.
 - a. The "4-H Engineer's Journal" should start with dated entry describing what 4-H member is trying to accomplish/build.
 - b. The "4-H Engineer's Journal" should conclude with a dated entry describing what the 4-H member achieved in creating. (The start and end many times will be different. The judges are interested in the journey.)
 - c. Additional entries in the "4-H Engineer's Journal" should be made as progress occurs describing successes and failures; as well as the steps done and any sources of information including links used.
 - d. Pictures can also be included in the 4-H Engineer's Journal" but should not be more than 50% of the entries.
 - e. The "4-H Engineer's Journal" should contain at least one graphic.
 - f. The 4-H Engineer's Journal" must be at least 3 pages in length.
 - g. An example of a 4-H Engineer's Journal" can be found at www.STEM4KS.com.
 - h. The "4-H Engineer's Journal" will comprise 50% of the overall exhibit score. Failure to include a "4-H Engineer's Journal" will result in the exhibit being disqualified.
16. If the exhibit is a program, application, app, web site, or requires any coding, the source code must be included on the USB drive. Failure to include a copy of the "source code" may result in up to one ribbon place deduction.
17. Diagrams or decision trees showing the logical flow of the system must be included on the USB drive for all exhibits.
18. 4-H'ers are recommended to bring a computer that will run their project to the Ford County Fair for judging as judges typically don't bring computers with them. Operating instruction are still required.

19. Instructions should be written as though you were helping a less techy person, use the USB drive with a computer similar to what is described in Rule 14. An example of instructions can be found at www.STEM4KS.com.
20. **Each exhibit MUST include a video of the youth following their instructions for operation.** For presentations, such as PowerPoint, this should include delivering the presentation. This allows judges to get a better understanding of the exhibit and allows the youth the opportunity to fully demonstrate their exhibit. The video should be no longer than 8 minutes and should be placed on the USB drive.
21. Each exhibit must accomplish a specific automated task using a computer, a chip system, or virtual machine (VM).
22. The STEM judges at the Ford County Fair will have internet access. Internet based content may be included in exhibits. Exhibitors should take great care and only go online with their guardian's permission. User names and passwords should not be included in exhibits. If they are required to view the content, a temporary user account and password should be created for judging at the Ford County Fair, once judging is complete the user name and password should be disabled on the account. If separate user account is not possible, the content should be included as part of the video. **YOU SHOULD NOT SHARE YOUR USER NAME OR PASSWORD WITH OTHERS.**
23. Kansas 4-H STEM has made available Linux Virtual Machines (VM) that can be downloaded and used to create projects on such as web servers, networking and other projects. For more information on how these VMs can be leveraged or to download them visit www.STEM4KS.com. 4-Hers are not required to use the VMs in their projects. They are optional.
24. **All licensing should be adhered to for any software used in the exhibit. Failure to do so will result in a reduction of one ribbon placing and may not be considered for Grand Champion awards.**
25. **The creation of viruses, malware, malicious applications or code, defamatory language or graphics, bullying or any material that is "mean," "dangerous," or harmful according to the judge's opinion, will result in exhibit being disqualified.**
26. Pictures or still graphics created are not eligible for entry as a project in this division and should be entered in the appropriate photography division.
27. Judging will be based on a score sheet which can be found at www.STEM4KS.com. There are 4 areas each exhibit will be judged on. They are:
 - a. 4-H Engineers Journal – 50% overall score
 - b. Instructions – 25% overall score
 - c. Functionality – 12% overall score
 - d. Diagrams and Code (if applicable) 13% overall score
28. Classes will be divided in to Jr., Inter., and Sr. When completing pre-entry, 4-H class numbers must contain the class number and a letter if classes are not already specific to member's age and exhibit judging is based by age group and the exhibit. Letters will be as follows:
 - A. 4-H member age 7-9-year-olds**
 - B. 4-H member age 10-13-year-olds**
 - C. 4-H member age 14 and older**

Example: Department 20: Foods – Class 2008A – Plain Cake
 (would be for member who is 4-H Age of 9 entering a Plain Cake.)
Step by step instruction sheets for how to pre-enter are available from the Extension Office's website www.ford.ksu.edu.

DIVISION 4: COMPUTER SYSTEMS

Class 2760	Computer System – computer program, application, app, script or coded system that is new and unique (More than a file run in a program, such as a ‘Word document’ or a picture drawn in ‘Microsoft Paint’.)
Class 2761	Computer Presentation (i.e. power point, web page/site, animated graphics, etc.)
Class 2762	Single Computer System (i.e. web server, database server, etc.)
Class 2763	Networked System – consisting of 2 or more computers
Class 2764	Chip System – a small (8”x8”x8”) programmed physical device that accomplishes a specific task.

Robotics

1. 4-H members must be currently enrolled in Kansas 4-H STEM - Robotics project.
2. Each exhibitor may enter 1 robot per class. Exhibit must be constructed and/or completed during the current 4-H year. The robot must have been selected Grand Champion at the county level to be eligible for the State Fair.
3. Each robot must be free-standing, without the need for additional supports in order to be moved or exhibited. Each exhibit must include a robot; information packets are not sufficient exhibit.
4. Robots must have automated articulated structures (arms, wheels, grippers, etc.). Game consoles that display on a screen are not considered robots and should be either entered in computer system division or energy management project. Robots require no assembly, just programming, such as Ozobots, are considered computer system projects as the skill is focused on the programming not on the construction of the robot.
5. **Robot dimensions should not exceed 2 feet high, by 2 feet wide, by 2 feet deep. Weight may not exceed 15 pounds. If displayed in a case (not required but encouraged) the outside dimensions may not be more than 26 inches in height, width or depth.**
6. Materials including but not limited to obstacles, spare batteries and mats for testing the robot may be placed in a separate container, which is not included in the robot’s dimensions, that container may not be larger than 576 cubic inches as measured along the outside of the container. The container, if used, and/or any large objects (such as mats or obstacles) should be labeled with the exhibitor’s name(s) and county.
7. All electric components of the robot must be adequately covered or concealed with a protective enclosure. Paper is NOT considered adequate enclosure or covering for electrical components.
8. Robots may be powered by an electrical, battery, water, air or solar source only. Junk drawer robots may be powered by a non-traditional power source. Robots powered by fossil fuels/flammable liquids will be disqualified.
9. Robots that include weaponry of any kind will be disqualified. Weaponry is defined as any instrument, possession or creation, physical and/or electrical that could be used to inflict damage and/or harm to individuals, animal life, and/or property.
10. Remote controlled robots are allowed under certain conditions provided that the robot is not drivable. Robotic arms (hydraulic or electric) are allowed. A remote is allowed provided more than a single action happens when a single button is pressed on the remote, for example “a motor spins for 3 seconds, at which point an actuator is triggered, then the motor spins for 3 more seconds.” Remote controlled cars, boats, plans and/or action figures, etc. are not allowed.
11. Each robot must be in working condition. The judges will operate each robot to evaluate its workmanship and its ability to complete its intended task. In the event the robot uses a phone, tablet or similar device for programming AND control of the robot a video will be used to evaluate the working condition of the robot.

12. **Each exhibitor is required to complete the “4-H STEM - Robotics Exhibit Information Form”** which is available at **www.STEM4KS.com or the Ford County Extension Office. This form must be attached to the outside of a 10”x13” manila envelope.** All revisions of all forms previously released for STEM division either undated or dated prior to current year are void for use and new forms must be obtained and used that are dated by the State 4-H Office for the current year. Use of old forms should result in the loss of one ribbon placing for exhibits.
13. The exhibit must include written instructions for operation (the instructions should be written as if they were to tell a less techy person how to operate the robot), construction plans, and 1 to 3 pages of project photographs. **In addition, a 5-minute video presentation placed on a CD, DVD, USB drive or similar removable storage device, if applicable.** For robots that can be programmed, robot programming information must be included, this information should be placed inside the 10”x13” manila envelope mentioned above. Robot programming information can be, but not limited to, source code, block diagrams, screen captures of the coding and other images that show the programming logic used. The exhibitor may enter their electronic project listed under the energy management program if the exhibitor so chooses. No exhibitor will be allowed to set up their robot in person.
14. In the event that the robot uses a device like a phone, iPad or tablet for programming AND operation, exhibitor must bring appropriate device for judging. Device will be returned to exhibitor immediately after judging.
15. Creativity, workmanship and functionality will be strong criteria in judging the “Robot Designed by Exhibitor” classes. All robots should have a purpose or intended function, examples include, but are not limited to: following a line, sweeping the floor, solving a Rubix Cube, sorting colors or climbing stairs.

DIVISION 5: ROBOTICS

LEVEL 1: NOVICE – 1-2 Years in Robotics Project

Not eligible for the Kansas State Fair.

- | | |
|------------|---|
| Class 2770 | Robot – made from a commercial (purchased) kit |
| Class 2771 | Robot – designed and constructed by exhibitor.
(The robot must not be a mere modification of an existing robot kit or plan.) |
| Class 2772 | Programmable Robot – made from a commercial (purchased) kit |
| Class 2773 | Remote-Control Operated Robot – designed and constructed by exhibitor from a commercial kit, that is operated by a remote-controlled device |
| Class 2774 | Junk Drawer Robotics – based curriculum robot |

LEVEL 2: INTERMEDIATE – 9-13 Years Old

- | | |
|------------|---|
| Class 2775 | Robot – made from a commercial (purchased) kit
<i>No programming, just assembly.</i> |
| Class 2776 | Robot - designed and constructed by exhibitor.
(The robot must not be a mere modification of an existing robot kit or plan.) |
| Class 2777 | Programmable Robot – made from a commercial (purchased) kit |
| Class 2778 | Remote Control Operated Robot – designed and constructed by exhibitor from a commercial kit, that is operated by a remote-controlled device |
| Class 2779 | Junk Drawer Robotics |

LEVEL 3: SENIOR – Ages 14 and Older

- | | |
|------------|---|
| Class 2780 | Robot – made from a commercial (purchased) kit
<i>No programming, just assembly.</i> |
| Class 2781 | Robot - designed and constructed by exhibitor.
(The robot must not be a mere modification of an existing robot kit or plan.) |
| Class 2782 | Programmable Robot – made from a commercial (purchased) kit |

Class 2783 Remote-Control Operated Robot – designed and constructed by exhibitor from a commercial kit, that is operated by a remote-controlled device

Class 2784 Junk Drawer Robotics

LEVEL 4: TEAM ROBOTICS PROJECT

Class 2785 Robot – designed and constructed by 2 or more 4-H STEM project members
The robot must not be a mere modification of an existing robot kit or plan. The robot may be a programmable type that is made from a commercial (purchased) kit. This division is designed to encourage teamwork and cooperation among fellow 4-H STEM members. As with many high-tech projects today, no one person designs and builds a robot alone. It takes the brainstorming, planning, problem solving, and cooperation of an entire team to complete a given robotics project

Rocketry

The Kansas 4-H STEM - Rocketry program is designed to allow 4-H members to explore aerospace through rockets of various sizes. Kansas 4-H has adopted the National Association of Rocketry's [NAR] rules, regulations, and safety guidelines. (All NAR documents, with exception of the "pink book", referenced herein can be found at <http://www.nar.org>.) These rules apply to how rockets are to be displayed at the fair and what those displays should and should not contain. These rules apply to all rockets displayed in the STEM Division.

Exhibit Information for ALL Rocketry Categories:

1. 4-H members must be currently enrolled in the 4-H Rocketry Program to exhibit in this division.
2. All rockets displayed in this division must be constructed during the current 4-H year.
3. Read the complete STEM-Rocketry Project Rules available at www.ford.ksu.edu or at www.STEM4KS.com.
4. Each exhibitor may enter up to 2 rocket exhibits that have been constructed during the current year. If 2 rockets are entered, 1 rocket must be a "model rocket kit" or the second may be entered into any other applicable class. An exhibitor may not enter 2 rockets in the same class.
5. **4-Hers are to complete and sign the rocketry information form, available from www.STEM4KS.com or at the Extension Office, and attach it to a 10"x13" manila envelope.** All revisions of all forms previously released for the STEM division either undated or dated prior to current year are void for use and new forms must be obtained and used that are dated by the State 4-H Office for the current year. Use of old forms should result in the loss of one ribbon placing for exhibits.
6. The envelope should contain:
 - a. Instructions on how to construct the rocket.
 - b. Up to 5 pages of pictures from both construction and launch.
 - c. Documentation of any flight damage that occurred.
 - d. Any modifications made to the rocket.
 - e. An additional page for altitude calculations if the space on the form is not enough.
 - f. Additionally, for original design rockets, also known as "scratch built" rockets:
 - i. 5 additional pages of photos are allowed.
 - ii. Documentation of how the rocket was tested for stability.
7. Flight damage is to be documented by the participant on either the construction plans, an additional sheet of paper titled "flight damage" or the 4-H STEM Rocket Exhibit Information Form. The judging of flight damage is to be secondary to all other aspects of the model and only then may it even be considered. However, under no circumstance may flight damage be grounds for disqualification.
8. If a safety violation is noted by the judges, superintendent, or other staff, the exhibitor's rocket, at the judge's discretion, will receive a participation ribbon.

9. All exhibitors must provide a sturdy support rod/stand to display their rocket. Absence of stand/support rod will result in the loss of one ribbon placing for exhibits. Engine may not be used as display stands, hollowed out or otherwise. Engines used as a display stand will cause the exhibit to be subject to immediate disqualification.
10. Rockets are to be displayed upright on a display stand with a sturdy support rod that does not extend past the tip of the highest nosecone on the model, unless the rocket is taller than 4 feet in which case no display stand is required and rocket may be displayed on its side, rockets are not to be displayed on launch pads to save space and prevent someone from being poked in the eye. Support rods must remain in the upright position, 90 degrees to the display base, do not angle. If support rods are not perpendicular to the base, the judge should deduct two ribbon placings. No model may be submitted on a launch pad.
11. Engines and igniters, under any circumstance, ARE NOT permitted with the exhibit and constitute an immediate disqualification. If an engine becomes stuck, jammed, wedged, or in any other way permanently affixed in or to a rocket and cannot be removed from the rocket, the rocket will be subject to immediate disqualification. This is because it is not possible to make a full and immediate assessment of the safety of the rocket when it is being judged and safety is paramount.
12. Rockets should be flown, unless there is an active burn ban in Ford County or conditions are too dangerous to safely launch the rocket. All requirements for the launching of rockets for the Ford County Fair and the documenting of the launching are suspended for the duration of the ban.
13. Launches should not be conducted in winds above 20 mph and will constitute a disqualification of rocket exhibit. Just flying the last stage (the part with the nose cone) of a multi-stage rocket is acceptable. All rockets must have a safe method of recovery (parachute, streamer, tumble recovery, e.g.). Any rocket without a recovery system will be disqualified.
14. All rockets, except those in the Junior Divisions, are not to be “beginner kits” or use prefabricated fin assemblies or pre-finished rockets requiring no painting, these are not acceptable outside the Junior Divisions, and should be disqualified.
15. Angles of fins must fall within a plus or minus 2-degree variation using an approved fin alignment guide (such as KSSTAC 10). An official fin guide is available from www.STEM4KS.com.
16. Fins and body tubes, except those in the introductory divisions, are to be filled and sealed with sanding sealer and/or primer or other suitable filler to eliminate the appearance of body grooves and wood grain. Fins and launch lugs are to be filleted to reduce drag and properly secure them to the model. Engine mounts are to be securely attached to the body tube. Any seams on plastic parts are to be sanded smooth. The recovery system (typically a parachute or streamer) should be attached according to instructions. The nose cone is to fit snugly but still allow for easy removal.
17. Exhibits must be uniformly painted and smoothly finished or finished as per rocket instructions, and have decals applied smoothly.
18. Models may not be judged based on their paint scheme (colors and placement on the rocket), except for rockets that fit the definition of a “scale model*” All other rockets do not have to follow the suggested paint scheme, allowing the 4-H’er to display maximum creativity in the finishing of their rocket. Under no circumstances is the weight given to the paint scheme to be sufficient enough, by itself, to move the non-scale model from 1 ribbon placing to another.
19. “Scale models*” may be judged based on their paint scheme. The judge may deduct up to 1 ribbon placing for not following the paint scheme. “Scale models*” rockets are to be finished and completed with a majority (greater than 70%) of decals. For all other rockets, the use of decals is optional.
20. Original design rockets cannot be modification of a pre-existing kit and must be of original design. Original design rockets must be designed by the exhibitor(s). Exhibitor(s) must be 11 years of age (4-H age) or older to enter an original design rocket. Original design rockets must include detailed instructions, so that someone could construct the original designed rocket just like a kit purchased at a

- store. Instructions can be as many pages as needed to convey full and complete construction techniques. For a rocket entered in the original design classes, describe in the summary how the rocket was tested for stability prior to flying. Swing testing of the rocket is required. Other tests and calculations are encouraged. Exhibitors must include documentation of the swing test. Failure to swing test a rocket will result in a deduction of 2 ribbon placings.
21. A minimum of 1 additional page must be added to the rocketry information packet detailing the test(s) performed to insure stability. 4-Her's are strongly encouraged to provide as much detail as possible. Failure to provide adequate written documentation will result in a disqualification.
 22. A mid-powered rocket is defined as a rocket that uses an 'E', 'F', 'G', or equivalent engine for launch. In addition, rockets also qualify for mid-power if they meet any of the following criteria:
 - a. Is 2-inches or greater in diameter (not including fins) and taller than 3-feet (36-inches including fins) and do not use an engine(s) exceeding 160.01 Newton seconds of total impulse (an 'H' engine equivalent or above).
 - b. The total impulse of all engines used in the rocket is greater than 20.01 Newton-seconds and less than 160.01 Newton-seconds.
 23. A high-powered rocket is defined as a rocket that meets any of the following criteria:
 - a. Weighs more than 3.3125 pounds (53 ounces or 1500 grams) at the time of launch.
 - b. Uses a 'H' engine or larger to launch.
 - c. The total impulse of all engines used in the rocket is greater than 160.01 Newton-seconds of thrust.
 - d. Includes any airframes parts of ductile metal; though the use of ductile metal is strongly discouraged.
 - e. Models powered by rocket motors not classified as model rocket motors per NFPA 1122, e.g.:
 - a. Average thrust in excess of 80.01 Newtons.
 - b. Contains in excess of 125 grams of propellant and are limited to only 'H' and 'I' motors.
 - c. Uses a hybrid motor or a motor designed to emit sparks.
 24. **Mid- and High-Power exhibitors must be at least 14 years of age by January 1 of the current year.**
 25. In addition to the information packet completed for all rockets, a high-power information form is to be completed and placed inside of the information packet. This may be downloaded from www.STEM4KS.com.
 26. Exhibitors in the mid and high divisions must hold memberships in either NAR or Tripoli organizations, as well as High Power Certification. High Power Certification is defined as having successfully completed a certification program for high-powered rocketry through the NAR or Tripoli and maintaining that certification. This applies to all membership levels in the NAR and Tripoli. Specifically, the "Formal Participation Procedure" for the "Junior HPR Level 1 Participation Program" as outlined by the NAR and the "Tripoli Mentoring Program (TMP)" as outlined by Tripoli.
 27. The NAR High Power Rocket Safety Code applies to the construction and launching of all rockets displayed in this division. As such all mid- and high-power exhibitors must comply with the NAR High Power Rocket Safety Code that is in effect as of October 1st of the current year. NAR rules for launching and construction of all rockets are assumed to be used by all 4-H STEM Rocketry exhibitors and will be considered during judging.
 28. All rockets in the mid and high-power divisions are to be launched under adult supervision by the 4-H member who constructed the rocket.
 29. For rockets launched using an engine(s) that have 160.1 ('H' engine or equivalent amount of smaller engines) Newton's-seconds or larger, adult supervision must be provided by an individual having at least a level 1 high power certification. The 4-H member should also hold or be attempting to attain their level 1 high power certification if launching on this large of an engine.

30. NO rocket may be launched using engines totaling more than an 'I' impulse engine or 640 Newton-seconds of total thrust.

**As defined by the National Association of Rocketry (NAR), a scale model is "any model rocket that is a true scale model of an existing or historical guided missile, rocket vehicle or space vehicle." The intent of scale modeling is, according to the NAR, "to produce an accurate, flying replica of a real rocket vehicle that exhibits maximum craftsmanship in construction, finish and flight performance." (NAR "Pink Book" 50.1 4-1)*

Construction Rules for ALL Rockets:

These rules apply to how rockets are to be displayed at the Ford County Fair and what those displays should and should not contain. These rules apply to all rockets displayed in the STEM division.

1. Rockets are to be properly assembled according to the assembly instructions.
2. Beginner kits with prefabricated fin assemblies and pre-finished rockets requiring no painting are not acceptable and will be disqualified.
3. Plastic snap together fins and prefabricated fin assemblies that do not require fin alignment are not acceptable and will be disqualified.
 - a. This rule does not apply to plastic fins that must be manually aligned and do not utilize a fin alignment mechanism, including, but not limited to fin alignment rings or spacing blocks.
 - b. This rule does not apply to fiberglass, Kevlar, extruded foam, composite or wood fins; especially when used for "through-the-wall" fin attachment techniques that are common in larger rockets.
 - c. In addition, plastic parts for decorative and mechanical purposes (i.e. decorative nozzles and moving landing struts) are not considered fins and can consist of plastic. Decorative nozzles, etc. need to be securely fastened and not pose a safety hazard.
 - d. Fin assemblies that are printed using a 3D printer are excluded from this rule. Though detailed instructions on the creation of the fin assemblies must be provided and an additional page of photos may be included to show the creation/printing of fin assemblies.
4. Angles of fins must fall within a plus or minus 2 degree variation using an approved fin alignment guide (such as KSSTA10). An official fin guide is available from www.STEM4KS.com.
5. Fins should be rounded or streamlined according to instructions. If the other edges are rounded to reduce drag on all exposed sides, there should be no ribbon deduction, unless instructions indicate to leave flat, or instructions say to round and rounding was not done.
6. Fins and body tubes are to be sealed with sanding sealer and/or primer to eliminate the appearance of body grooves and wood grain.
7. Fins and launch lugs are to be filleted to reduce drag and properly secure them to the model.
8. Engine mounts are to be securely attached to the body tube.
9. Any seams on plastic parts are to be sanded smooth.
10. Body tubes/airframes/engine mounts can be made from suitable materials, including, but not limited to: reinforced paper, cardboard, phenolic resin, specialized polymer resins, fiberglass, Kevlar, or other suitable structural materials. However, foam may not be used for external body or other external rocket parts.
11. The nose cone is to fit snugly but still allow for easy removal.
12. Exhibits must be uniformly painted and smoothly finished or finishes as per rocket instructions, and have decals applied smoothly.
13. Non-standard surfacing (such as textured paint) may be used if directed by the instructions, this includes scratch-built rockets.
14. Models may not be judged based on their paint scheme (colors and placement on the rocket), with the exception of rockets that fit the definition of a 'scale model.' All other rockets do not have to follow the suggested paint scheme, allowing the 4-H'er to display maximum creativity in the finishing of their rocket. Under NO circumstances is the weight given to the paint scheme to be sufficient enough, by itself, to move a non-scale model from one ribbon placing to another.

15. "Scale models" may be judged based on their paint scheme. The judge may deduct up to one ribbon placing for not following the paint scheme.
16. Scale Model Rockets are to be finished and completed with a majority (greater than 70%) of decals.
17. If a modification is made to the rocket, for example, adding a fin, a swing test must be conducted on the rocket, and the documentation provided. Failure to test and documentation provided. Failure to test and document flight stability following modifications will result in two ribbon placing deductions.

DIVISION 6: ROCKETRY

LEVEL 1: Exhibitors - 7-8-Year-Olds

Not eligible for the Kansas State Fair.

- Class 2790 Rocket – made from kit (include plans)
Without pre-assembled fin units.
- Class 2791 Rocket – made from "beginners kit" (include plans)
Rocket in this class may have pre-assembled fin units. This class is for 1st and 2nd year 4-H members to explore the rocketry project.
- Class 2792 Scale Model Rocket - made from kit (include plans)

LEVEL 2: Exhibitors - 9-13-Year-Olds

- Class 2793 Rocket – made from kit (include plans)
- Class 2794 Scale Model Rocket - made from kit (include plans)

LEVEL 3: Exhibitors - 11-13-Year-Olds

(9-10 years old are not eligible)

- Class 2795 Rocket – designed by exhibitor (include original plan) *The rocket must NOT be a mere modification of an existing kit plan.*
- Class 2796 Scale Model Rocket - designed by exhibitor (include original plan and stability testing) *The rocket must NOT be a mere modification of an existing kit plan.*

LEVEL 4: Exhibitors - 14 Years & Older

- Class 2797 Rocket – made from kit (include plans)
- Class 2798 Rocket – designed by exhibitor (include original plan) *The rocket must NOT be a mere modification of an existing kit plan.*
- Class 2799 Scale Model Rocket – made from kit (include original plan)
- Class 27001 Scale Model Rocket – designed by exhibitor (include original plan and stability testing) *The rocket must NOT be a mere modification of an existing kit plan.*

LEVEL 5: Exhibitors – 11 Years & Older

This class is designed to encourage teamwork among individuals and clubs to work on a rocket from the initial design to the finished product.

- Class 27002 Rocket – designed by 2 or more exhibitors (include original plan) *The rocket must NOT be a mere modification of an existing kit plan.*

LEVEL 6: Exhibitors - 14 & Older

- Class 27003 Mid-Power Rocket – made from kit or original design
- Class 27004 High Power Rocket – made from kit or original design

Unmanned Aerial Systems

The 4-H Unmanned Aerial Systems or UAS project explores the world from above the trees and discovers new frontiers with UASs. UASs are commonly known as Unmanned Aerial Vehicles (UAVs) or drones. Members explore the uses and applications of unmanned aerial systems including how UASs link to other projects such as geology, robotics, electronics, crop science and many more.

1. The 4-H members must be currently enrolled in the 4-H STEM Unmanned Aerial Systems project to exhibit in this division.
2. Each exhibitor may enter one exhibit per class. Exhibit must have been completed during the current 4-H year and selected Grand Champion at County Fair.
3. The information that accompanies the UAS must be limited to the 4-H STEM Exhibit Information Form that is affixed to a 10" x 13" envelope. This envelope should NOT be attached to the UAS. This may be downloaded from www.STEM4KS.com. Any UAS exhibit not including this completed envelope will receive an automatic participation ribbon. All revisions of forms previously released for the STEM division dated prior to current year are void for use and new forms must be obtained and used that are dated by the Kansas State 4-H Office for the current year.
4. Each exhibit MUST include a video of youth operating their UAS. This allows judges to get a better understanding of the exhibit and allows the youth the opportunity to fully demonstrate their exhibit. The video should be no longer than 8 minutes and should be placed on CD, DVD, USB drive or similar.
5. Exhibitor's name, county or district, age, and years(s) in project must be tagged or labeled in a prominent location on the exhibit, educational display, notebook, and/or poster.
6. Unmanned Aerial Systems that include or depict weaponry of any kind will be disqualified.
7. See the last section for full details about exhibiting posters, display boards, and notebooks.
8. If modifications are made to the exhibit, a page should be attached noting those modifications.
9. If the judges, superintendent, or other staff note a safety violation, the exhibitor's exhibit, at the judges' discretion, will receive a participation ribbon.

DIVISION 7: UNMANNED AERIAL SYSTEMS

LEVEL 1: Intermediates - 9-13-Year-Olds

Class 27010 Unmanned Aerial System Operated by Remote Controlled Device - designed and constructed by exhibitor (The UAS must not be a mere modification of an existing kit or plan. You may not exhibit a UAS that is purchased off the shelf in this class.)

Class 27011 Practical Application of Unmanned Aerial System- constructed from a commercial kit (This includes the UAS, plus one or more of the following: video, notebook, poster, display board, etc. This class is separate from educational exhibits. A tangible use would be mapping Russian olive trees, eroded soils, and bindweed in fields, etc. There are also many other non-agricultural UAS uses that would be appropriate for this class.)

LEVEL 2: Seniors - 14 Years & Older

Class 27012 Unmanned Aerial System Operated by Remote Controlled Device - designed and constructed by exhibitor (The UAS must not be a mere modification of an existing kit or plan. You may not exhibit a UAS that is purchased off the shelf in this class.)

Class 27013 Practical Application of Unmanned Aerial System- constructed from a commercial kit (This includes the UAS, plus one or more of the following: video, notebook, poster, display board, etc. This class is separate from educational exhibits. A tangible use would be mapping Russian olive trees, eroded soils, and bindweed in fields, etc. There are also many other non-agricultural UAS uses that would be appropriate for this class.)

STEM - Educational Exhibits

Posters, Notebooks and Display Boards

Allows 4-Hers to explore STEM outside the bounds of traditional projects for rockets, robotics, astronomy, computers, and unmanned aerial systems. All posters, notebooks, and display boards are listed in this section and have been removed from the individual sections to save space.

1. The General Exhibit rules for ALL categories apply.
2. For notebooks, display boards, and posters, no additional exhibit information is required; no manila envelope is needed for these exhibits.
3. Exhibits are to have a **clear link to the STEM areas** as astronomy, computers, rocketry, robotics or unmanned aerial systems, educational exhibits outside of these STEM areas should be displayed in the Poster, Notebooks and Display area. Just because an educational exhibit relates to the broad concept of STEM does not qualify it to be displayed in the STEM Educational Exhibit area. Exhibits that do not clearly show a clear and direct relationship to the STEM project areas as previously defined will be disqualified.
4. Exhibits in posters, notebooks, and display boards must contain substantial supporting educational materials.
5. Educational display boards, posters, and notebooks should be creative and display details about the knowledge learned in the project during the current 4-H year. Value is placed on youth who can demonstrate how their skills have increased while completing the project. Each exhibit will be judged on uniqueness, creativity, neatness, accuracy of material, knowledge gained, and content. An exhibit judging score sheet will be available at www.STEM4KS.com. For example, a rocket that may have crashed and/or is highly damaged may be made into an educational display or poster that tells a great story with many lessons learned.
6. Follow copyright laws, citing all sources of information in a standard notation Sources of information must be cited on the front of your exhibit, including all posters and educational display boards.
7. Educational displays are not to exceed a standard commercial 3'x 4' tri-fold display board. No card table exhibits will be allowed. Care should be taken to use durable materials that will withstand Fair conditions.
8. "Construction Kits" that are part of Educational displays must be contained in cases (tackle boxes, sealable containers, etc.) that may not be larger than 1' X 2' X 2' and must have a latch which securely keeps all components contained in the "Construction Kits". Other components are to adhere to appropriate dimensions as stated elsewhere.
9. Educational Project notebooks must be organized in a 3-ring binder.
10. Any three-dimensional poster or display board exhibits may not be thicker than 2".
11. Engines and igniters for rockets ARE NOT permitted with the exhibit and constitute an immediate disqualification. This is for safety reasons and includes both spent and live engines.
12. Exhibitor's name, county or district, age, and year(s) in project must be tagged or labeled in a prominent location on the notebook, and/or "Construction Kit." For education displays and/or posters the exhibitor's name, county, or district, age, and year(s) in project must be tagged or labeled on the back of the exhibit. Exhibit cards are not sufficient as they may be removed or repositioned for display. Failure to label an exhibit may result in one ribbon placing deduction.
13. Exhibits should possess the following qualities (in no particular order):
 - a. A Central theme
 - b. What you want others to learn
 - c. Be designed and constructed in a manner befitting the exhibit
 - d. Be something you are interested in
 - e. Be related to Astronomy, Computer Systems, Robotics, Rocketry, or Unmanned Aerial Systems
 - f. As well as those characteristics described above.
14. If the judges, superintendent, or other staff note a safety violation, the exhibitor's exhibit, at the judge's discretion, will receive a participation ribbon.

DIVISION 8: STEM EDUCATIONAL EXHIBITS**LEVEL 1: Astronomy Intermediate - 7-13-Year-Olds**
7-8-Year-Olds are not eligible for the State Fair.

- Class 27020 Astronomy Educational Display
Class 27021 Astronomy Educational Notebook
Class 27022 Astronomy Educational Poster

LEVEL 2: Astronomy Seniors – 14 Years & Older

- Class 27023 Astronomy Educational Display
Class 27024 Astronomy Educational Notebook
Class 27025 Astronomy Educational Poster

LEVEL 3: Rocketry Intermediate - 7-13-Year-Olds
7-8-Year-Olds are not eligible for the State Fair.

- Class 27026 Rocketry Educational Display
Class 27027 Rocketry Educational Notebook
Class 27028 Rocketry Educational Poster

LEVEL 4: Rocketry Seniors – 14 Years & Older

- Class 27029 Rocketry Educational Display
Class 27030 Rocketry Educational Notebook
Class 27031 Rocketry Educational Poster

LEVEL 5: Robotics Intermediate – 7-13-Year-Olds
7-8-Year-Olds are not eligible for the State Fair.

- Class 27032 Robotics Educational Display
Class 27033 Robotics Educational Notebook
Class 27034 Robotics Educational Poster

LEVEL 7: Robotics Senior – 14 Years & Older

- Class 27035 Robotics Educational Display
Class 27036 Robotics Educational Notebook
Class 27037 Robotics Educational Poster

LEVEL 8: Computers Intermediate - 7-13-Year-Olds
7-8-Year-Olds are not eligible for the State Fair.

- Class 27038 Computers Educational Display
Class 27039 Computers Educational Notebook
Class 27040 Computers Educational Poster

LEVEL 9: Computers Senior – 14 Years & Older

- Class 27041 Computers Educational Display
Class 27042 Computers Educational Notebook
Class 27043 Computers Educational Poster

LEVEL 10: Unmanned Aerial System Intermediate –
7-13-Year-Olds
7-8-Year-Olds are not eligible for the State Fair.

- Class 27044 Unmanned Aerial Systems Educational
Display
Class 27045 Unmanned Aerial Systems Educational
Notebook
Class 27046 Unmanned Aerial Systems Educational
Poster

LEVEL 11: Unmanned Aerial Systems – Seniors
– 14 Years & Older

- Class 27047 Unmanned Aerial Systems Educational
Display
Class 27048 Unmanned Aerial Systems Educational
Notebook
Class 27049 Unmanned Aerial Systems Educational
Poster

DEPARTMENT 28: VISUAL ARTS

- 1. Visual Arts has 5 divisions: Fine Arts, Clay and Ceramics, Leather and Jewelry, 3-Dimensional and General Crafts.**
- Articles exhibited must be an original design created by the exhibitor. Copyright Guidelines: Kits and performed molds are NOT considered original and are not acceptable in any Visual Arts Class. Combining parts of different patterns (pictures, photographs, images from the internet or a magazine) with the member's own ideas can result in an original design, but simply changing the color, pattern, and/or size of a pattern does not make the design original. **If you create a replica or what you see somewhere else (i.e. Pinterest), it is not your original design.** If a photo, sketch, or other idea source was used, submit it with your entry, firmly attached to your exhibit.
- All Visual Arts exhibits are evaluated using a visual arts rubric, which considers correct use of design elements, craftsmanship and creativity.
- A member may exhibit a total of (3) three entries per class. There is no limit to the number of classes a 4-H'er may enter. Please limit the TOTAL items (all classes combined) to be judged by conference judging to (5) five items. Exception: Leather Classes have a limit of (5) five entries per class.**
- All exhibits which need to be hung (including ALL Fine Arts) MUST have a wire or saw tooth hanger attached (no string or tape). Matting and framing will not be considered when judging an article. Stretched canvas art on a wooden frame is considered prepared for hanging provided that frame has a hanger.
- Multi-piece items should be marked accordingly.
- No plants or plant materials requiring watering can be entered as an art display or item.
- All exhibits must have an explanation of work done on the exhibit. 4-H'er should note whether this exhibit is an article made from a pattern, mold, etc. or is an original pattern. Arts and Crafts entry cards may be picked up at the Extension Office prior to the Fair.
- Ford County can enter one entry in each division for judging at the State Fair. "State Fair Selected" exhibits will be selected by judges among all age groups.
- 4-H'ers may enter special contest on Pages 91-93.
- Classes will be divided in to Jr., Inter., and Sr. When completing pre-entry, 4-H class numbers must contain the class number and a letter if classes are not already specific to member's age and exhibit judging is based by age group and the exhibit. Letters will be as follows:
 - 4-H member age 7-9-year-olds**
 - 4-H member age 10-13-year-olds**
 - 4-H member age 14 and older**

Example: Department 20: Foods – Class 2008A – Plain Cake
(would be for member who is 4-H Age of 9 entering a Plain Cake.)

Step by step instruction sheets for how to pre-enter are available from the Extension Office's website www.ford.ksu.edu.

DIVISION 1: FINE/SKILLED ARTS

Class 2800	Oil Painting
Class 2801	Acrylic Painting
Class 2802	Water Color
Class 2803	Textile Painting – t-shirts/other fabrics
Class 2804	Decorative Painting on Wood
Class 2805	Charcoal
Class 2806	Pastels
Class 2807	Ink
Class 2808	Pencil
Class 2809	Crayon – Not Eligible for State Fair

DIVISION 2: CLAY & CERAMICS

Class 2820	Clay/Ceramics - Fired
Class 2821	Clay/Ceramics - Unfired
Class 2822	Clay/Ceramics – Hand-Formed
Class 2823	Clay/Ceramics – Thrown on a Wheel

DIVISION 3: LEATHER & JEWELRY

Class 2830	Leather Stamping
Class 2831	Leather Carving
Class 2832	Leather Tooling
Class 2833	Leather Lacing
Class 2834	Leather Stitching
Class 2835	Jewelry – Any Medium

DIVISION 4: THREE-DIMENSIONAL (3-D)

The piece must be observable on at least three sides and should be either free-standing or prepared to be hung. Craft and pre-formed or assembled projects are not acceptable.

Class 2840	Three-Dimensional (3-D)
------------	-------------------------

DIVISION 5: GENERAL CRAFTS

Miscellaneous pieces that do not correspond to the four previous divisions.

Class 2850	Nature Plus Craft – Any craft using nature materials plus figurines, etc.
Class 2851	Bead Craft
Class 2852	Holiday Craft Item
Class 2853	Refrigerator Magnets
Class 2854	Craft Made from Recycled Materials
Class 2855	Printing
Class 2856	Tie-Dyed Articles
Class 2857	Plaster Craft
Class 2858	Carving – soap, wax, wood, etc.
Class 2859	Sculpting – soap, wax, wood, etc.
Class 2860	Woodburning
Class 2861	Other Fine/Skilled Arts – etchings, collage, etc.
Class 2862	Other Craft

DEPARTMENT 29: WOOD WORKING

1. Exhibitors will be limited to a total of three (3) different kinds of entries, all of which may be in the same class. Label each article with owner's name, address, club, name of article, class; include word "kit" after class number if the exhibit is made from a kit rather than original construction.
2. Exhibitors are required to submit plans with their exhibits. The plan may be a photocopy, the actual pattern, or a scale drawing. It must be complete and accurate to the extent that a duplicate article could be built using the plan as a guide. A project exhibited without plans will receive a lower ribbon. Please put your name on your plans. Please note: a set of step-by-step instructions is not a plan.
3. Any project that has glass that is not secured, i.e., glass shelves, glass top of a coffee table, etc., should not be brought to the fair. Glass that is secured in the project, i.e., glass front of a gun case cabinet, etc., is permissible since it cannot be removed from the project.
4. The entry card, plans and all other paperwork should be enclosed in a zip top plastic bag with a hole punched through it and tied or otherwise secured to the project in some manner. Tape is usually not adequate to accomplish this.
5. In judging articles, consideration will be given to usefulness, design, workmanship, choice of wood, and suitability and quality of finish.
6. The use of materials other than wood should be kept to a minimum.
7. Firearms and weapons are not to be entered or displayed.
8. Repaired or refinished items not a state fair class unless enrolled in Home Environment.

9. Classes will be divided in to Jr., Inter., and Sr. When completing pre-entry, 4-H class numbers must contain the class number and a letter if classes are not already specific to member's age and exhibit judging is based by age group and the exhibit. Letters will be as follows:

- A. 4-H member age 7-9-year-olds
- B. 4-H member age 10-13-year-olds
- C. 4-H member age 14 and older

Example: Department 20: Foods – Class 2008A – Plain Cake (would be for member who is 4-H Age of 9 entering a Plain Cake.)

Step by step instruction sheets for how to pre-enter are available from the Extension Office's website www.ford.ksu.edu.

- Class 2900 Woodworking Articles – for farm or shop use
- Class 2901 Lawn Furniture
- Class 2902 Household Furniture (Classes will be sub-divided according to size.)
- Class 2903 Other Woodworking Article - not included in above classes (i.e. bird houses, bird feeders, household equipment such as knife racks, breadboards, doorstops)

Classes not eligible for State Fair

- Class 2904 Article Made from Pre-Cut Kit
- Class 2905 Piece of Repaired & Refinished Furniture
Attach brief explanation of work completed.



FORD COUNTY FAIR OPEN CLASS
(ADULT & NON-4-H YOUTH
DEPARTMENT 100 - OPEN CLASS

The following rules are prescribed by the Ford County Fair Board for the operation of the Ford County Fair. The Board reserves the right to interpret these rules and regulations and arbitrarily settle all questions arising in connection with the fair.

1. Management is not responsible for accidents, fire, or theft of exhibits or injuries to persons. **Exhibits shall be displayed at owner's risk.**
2. Exhibitor must be a Ford County resident or affiliated with a Ford County FCE or Extension Club as a member, to be eligible to exhibit in Open Class. Age will be determined by day of entry for open class youth. Adult Divisions are for exhibitors 19 years and older. Junior Divisions are for exhibitors 18 and younger who are **not enrolled in 4-H or 4-H Cloverbuds** with the exception that 4-H'ers may enter the special contests division. (See special contest rules for ages.) Juniors are requested to put actual Age on entry card.
3. No entry fee will be required.
4. No advanced registration is required. Entry cards may be picked up at the Extension Office after July 1 and filled out before you come to the fair. This will help speed up the check in procedure. Entry forms should be attached by safety pin, tape, or tied on the exhibit unless division rules state otherwise.
5. All exhibits must be made by the exhibitor. More than one entry per class per individual is permitted.
6. All exhibits must be made since August 1, 2022 (unless otherwise stated).
7. All exhibits must be checked in between **11:30 a.m. and 1:30 p.m. on Thursday, July 20, 2023. All exhibits are to be checked out between 7:00 p.m. - 10:00 p.m. on Monday evening, July 24 and/or between 8:00 a.m. and 9:00 a.m. on Tuesday, July 25, 2023.**
8. Entries will be placed 1st, 2nd, and 3rd or receive a participation ribbon/sticker. If you do not wish to keep your ribbon, please feel free to return them at the time of exhibit check out or after the fair. Ribbons can be requested to replace a sticker. Premium money will be paid as follows: \$3.00 - first, \$2.00 - second, \$1.00 - third. **Premium money will be distributed at the time of checkout on Monday night and Tuesday morning.**
9. \$60.00 and \$40.00 will be awarded to the units/clubs having the largest number of exhibits per FCE unit or club member. (Courtesy of Ford County FCE Council.)
10. **Classes may be subdivided pending on the number of entries at the superintendent and judge's discretion.**

Liability of Exhibitors and General Public

In no case shall the Ford County Fair or any of its officers be held responsible for damages in any loss, damage, injury, death or disability by disease or from theft or from any other cause to any such property or to any person at the Ford County Fairgrounds. The Ford County Fair hereby refuses to assume any responsibility for the safety as bailee or otherwise, or any property brought upon the Ford County Fairgrounds, said property being brought upon and kept upon said grounds at owner's risk. The management reserves the right to exclude from the grounds any person or persons whom they deem undesirable or expel from the grounds such person.

ARTS & CRAFTS

Class 5000	Oil Acrylic Painting
Class 5001	Drawing (i.e. ink, charcoal, crayon, pencil)
Class 5002	Water Color/Tempera Painting
Class 5003	China Painting
Class 5004	Textile Painting (i.e. t-shirt, sweatshirt, fabrics)
Class 5005	Tole/Folk Art
Class 5006	Craft from Kansas Native Materials (i.e. cornhusks, wheat, driftwood)
Class 5007	Christmas Tree Ornament (any medium)
Class 5008	Holiday Craft /Item (i.e. centerpiece, stocking)
Class 5009	Ceramics – glazed
Class 5010	Ceramics – dry brush
Class 5011	Ceramics – stained
Class 5012	Plastic Canvas
Class 5013	Stenciling
Class 5014	Padded-Cover Scrapbook
Class 5015	Potpourri Craft
Class 5016	Interlocking Blocks – from kit
Class 5017	Interlocking Blocks – original design (non-kit)
Class 5018	Models (i.e. airplanes, rockets, ships, vehicles)
Class 5019	Foam Art
Class 5020	Basket
Class 5021	Jewelry (i.e. beads, paper, feathers, leather)
Class 5022	Wreath (all)
Class 5023	Artificial Flower Arrangement
Class 5024	Yard Ornament (any medium)
Class 5025	Latch Hook
Class 5026	Nursing Home Project
Class 5027	Day Care Art
Class 5028	Intellectually Disabled Project
Class 5029	Other Original Art (i.e. stain glass, wheat weaving)
Class 5030	Small Throw Away (under 10” tall)
Class 5031	Large Throw Away (over 10” tall)
Class 5032	Small Woodworking (under 10” tall)
Class 5033	Large Woodworking (over 10” tall)
Class 5034	Refinishing (judged on refinishing only)
Class 5035	Whittling and Carving
Class 5036	Welding
Class 5037	Collection – minimum of 10 pieces (Collection article(s) must be fastened down or contained in a box, plastic bag, or see through container and include short story about collection of not more than 1 page.)
Class 5038	Leather Craft
Class 5039	Scrapbooking
Class 5040	Small Miscellaneous (under 10” tall)
Class 5041	Large Miscellaneous (over 10” tall)



CLOTHING CONSTRUCTION

Class 5100	Blouse/Shirt
Class 5101	Slacks, Jeans or Shorts
Class 5102	Jacket
Class 5103	Skirt
Class 5104	Dress
Class 5105	Serger Garment
Class 5106	Child's Dress
Class 5107	Child's Garment (other than a dress)
Class 5108	Costume Garment
Class 5109	Fleece Article or Garment
Class 5110	2 or More Piece Outfit
Class 5111	Beginner's Garment
Class 5112	Recycled Garment
Class 5113	Miscellaneous

FIBER ARTS

Class 5114	Candlewicking
Class 5115	Counted Cross-Stitch – wall hanging
Class 5116	Counted Cross-Stitch – other
Class 5117	Crewel Embroidery
Class 5118	Hand Embroidery
Class 5119	Machine Embroidery
Class 5120	Ribbon Embroidery
Class 5121	Knitting – doll
Class 5122	Knitting – animal
Class 5123	Knitting – sweater
Class 5124	Knitting – afghan
Class 5125	Knitting – by machine
Class 5126	Knitting – other
Class 5127	Crochet – doll
Class 5128	Crochet – animal
Class 5129	Crochet – sweater
Class 5130	Crochet – doilies
Class 5131	Crochet – afghan
Class 5132	Crochet – potholder
Class 5133	Crochet – other
Class 5134	Needlepoint
Class 5135	Hardanger
Class 5136	Lace Net Darning
Class 5137	Charted Needle
Class 5138	Tatting
Class 5139	Quilt (professional machine quilted)
Class 5140	Quilt (professional hand quilted)
Class 5141	Quilt (machine quilted)
Class 5142	Quilt (hand quilted)
Class 5143	Quilt (tied)
Class 5144	Quilt (ragged)
Class 5145	Miniature Quilt (machine quilted)
Class 5146	Miniature Quilt (hand quilted)
Class 5147	Small Quilted Project (machine quilted)
Class 5148	Small Quilted Project (hand quilted)
Class 5149	Miscellaneous Pillow
Class 5150	Tie Blanket
Class 5151	Huck Weaving
Class 5152	Weaving (machine)
Class 5153	Weaving (loom)
Class 5154	Weaving (other)
Class 5155	Stuffed Doll
Class 5156	Stuffed Animal
Class 5157	Pillow Case Doll
Class 5158	Decorated Applique Garment
Class 5159	Decorated Cross-Stitch Garment

Class 5160	Decorated Garment – other types
Class 5161	Rag Jacket
Class 5162	Machine Applique
Class 5163	Hand Applique
Class 5164	Miscellaneous

FLORICULTURE

- Select appropriate size container for your display and show pride in your entry (i.e. blooms in bottles or vases, plants in pots)
- Cut Flower entries are to be shown as explained in Publication 4-H-826, “Preparing Cut Flowers for Exhibit” available at http://www.ksre.ksu.edu/library/4h_y2/4h826.pdf.

Class 5200	Small Zinnia Bloom (2” or smaller)
Class 5201	Large Zinnia Bloom (larger than 2”)
Class 5202	Large Marigold (single bloom)
Class 5203	Small Marigold (single bloom)
Class 5204	Wild Sunflower (single bloom)
Class 5205	Domestic Sunflower (single bloom)
Class 5206	Mature Sunflower Head
Class 5207	Fresh Flower Arrangement
Class 5208	Hybrid Tea Rose (single bloom)
Class 5209	Miniature Rose (single bloom)
Class 5210	Any Other Rose (single bloom)
Class 5211	Gladiolus (single bloom)
Class 5212	Cone Flower
Class 5213	Petunia (single bloom)
Class 5214	Petunia (double bloom)
Class 5215	Petunia (double petaled)
Class 5216	Potted Plant (foliage)
Class 5217	Potted Plant (blooming)
Class 5218	Daylily (single bloom)
Class 5219	Daisy (single bloom)
Class 5220	Dahlias

Class 5221	African Violet
Class 5222	Geranium
Class 5223	Phlox
Class 5224	Hibiscus
Class 5225	Unusual Flower
Class 5226	Cactus (single)
Class 5227	Cactus Garden
Class 5228	Blooming Shrub
Class 5229	French Garden
Class 5230	Other Annual
Class 5231	Other Perennial
Class 5232	Other Biennial
Class 5233	Other Bulb or Tuber

FOOD

- Include recipe with entry
- Please place food items on a foil covered cardboard (the approximate size of the product) or use a small white plate and place item in a plastic bag.
- Food, donated by the exhibitor at time of check in, will be sold at the Foods Sale during the Fair.

Cookie Definitions:

- ★ Drop Cookies – any cookie dough dropped from a spoon onto a cookie sheet.
- ★ Refrigerator Cookies – any cookie made by slicing rich dough, which has been thoroughly chilled.
- ★ Molded Cookies – any cookie dough molded or rolled with the hands.
- ★ Bar Cookies – any cake-like cookie made from a stiff batter spread in a shallow pan and cut into bars or squares after baking.

★ Rolled Cookies – any cookie made from stiff dough and rolled with a rolling pin to the desired thickness and cut into desired shapes.

- | | |
|------------|--|
| Class 5300 | White Yeast Bread (1 loaf) |
| Class 5301 | Whole Wheat Yeast Bread (1 loaf) |
| Class 5302 | White Yeast Rolls (4 rolls) |
| Class 5303 | Whole Wheat Yeast Rolls (4 rolls) |
| Class 5304 | White Bread - made in bread machine (1 loaf) |
| Class 5305 | Other Breads - made in bread machine (1 loaf) |
| Class 5306 | Quick Bread (1 loaf) |
| Class 5307 | Muffins – other than plain (4 muffins) |
| Class 5308 | White Cake – unfrosted (1 cake) |
| Class 5309 | Chocolate Cake – unfrosted (1 cake) |
| Class 5310 | Frosted Cupcakes - any flavor (4 cupcakes) |
| Class 5311 | Drop Cookies (4 cookies) |
| Class 5312 | Bar Cookies (4 cookies) |
| Class 5313 | No Bake Cookies (4 cookies) |
| Class 5314 | Molded Cookies (4 cookies) |
| Class 5315 | Refrigerator Cookies (4 cookies) |
| Class 5316 | Rolled Cookies (4 cookies) |
| Class 5317 | Coffee Cake – non-yeast (1 cake) |
| Class 5318 | Angel Food Cake – unfrosted (1 cake) |
| Class 5319 | Fruit Pie (1 pie) |
| Class 5320 | Candy (4 pieces) |
| Class 5321 | Sugar Substitute or No Sugar Food Item |
| Class 5322 | Snack Item (1 cup in a bag or 4 servings) |
| Class 5323 | Honey – 1 jar (<i>will not be sold</i>) |
| Class 5324 | Decorated Cake – Judged on decorations only. Not sold at County Fair. (Amateur cake decorators only - decorate cakes for family and friends but <u>do not</u> sell decorated cakes.) |
| Class 5325 | Six Decorated Cupcakes - Judged on decorations only. Not sold at County Fair. (Amateur cake decorators only - decorate cakes for family and friends but <u>do not</u> sell decorated cakes.) |



Homemade
Baked Goods
Thursday,
July 20 @
6:30 pm

**4-H & OPEN CLASS
FOODS SALE**

ALL PROCEEDS SUPPORT THE FORD COUNTY 4-H COUNCIL.

PRESERVATION

All entries must have a preservation label listing name of product, type of processing and date.

- Include recipe with entry
- Food to have been canned since August 1, 2022.
- Judge has the option to open preservation entries.
- Method of processing must be included on label. Open kettle method of canning will NOT be accepted. All sweet spread, jellies, fruits, pickles, and acid vegetables must be processed by water bath or pressure canner. All non-acid vegetables must be pressure processed.
- **No paraffin wax allowed.**
- Only food processed in standard clear canning jars with 2-piece lids in good condition will be accepted, (no colored jars will be accepted). Current canning recommendations are available from the Ford County Extension Office.
- Only 1 jar is required per entry.
- For complete canning and exhibiting rules & guidelines, please call the Ford County Extension Office.

Class 5400	Relishes
Class 5401	Jams (no paraffin seals accepted)
Class 5402	Jellies (no paraffin seals accepted)
Class 5403	Fruit
Class 5404	Vegetables
Class 5405	Tomatoes or Tomato Products
Class 5406	Pickles
Class 5407	Sweet Spreads
Class 5408	Dried Foods – 1 dried food product in a small jar (If dried food product is not in a canning jar, it will be lowered one ribbon rating. Suggested amount: 1/3 to 1/2 cup, or three or four pieces per exhibit. All meat jerky must be cooked to 160°F before drying. Dried products must include the recipe and preparation steps. Jerky not heated to 160°F will not be judged.)
Class 5409	Miscellaneous

HORTICULTURE

Entries are to be shown as explained in Publication #405, “Exhibiting Fruits and Vegetables” available at

<http://www.ksre.ksu.edu/library/hort2/c405.pdf>.

Class 5500	Beets – plate of 5
Class 5501	Bell Peppers – plate of 5
Class 5502	Hot Peppers – plate of 5
Class 5503	Miscellaneous Peppers (all 1 variety) – plate of 5
Class 5504	Carrots – plate of 5
Class 5505	Tomatoes – plate of 5
Class 5506	Small Tomatoes (i.e. cherry, grape) – plate of 5
Class 5507	White Onions - plate of 5
Class 5508	Yellow Onions – plate of 5
Class 5509	Red Onions – plate of 5
Class 5510	Green Onions – plate of 5
Class 5511	Green Beans – plate of 12
Class 5512	White Potatoes – plate of 5
Class 5513	Red Potatoes – plate of 5
Class 5514	Okra – plate of 5
Class 5515	Rhubarb – plate of 5
Class 5516	Cabbage – plate of 1
Class 5517	Winter Squash – plate of 1
Class 5518	Summer Squash – plate of 1
Class 5519	Zucchini – plate of 1
Class 5520	Slicing Cucumbers – plate of 5
Class 5521	Pickling Cucumbers – plate of 5
Class 5522	Kohlrabies - -plate of 5
Class 5523	Sweet Corn – plate of 5
Class 5524	Radishes – plate of 5

- Class 5525 Oversized Miscellaneous Vegetable
- Class 5526 Collected Exhibit – original arrangement
(6 varieties of the same number as requested in individual class)
- Class 5527 Fruit – plate of 5
- Class 5528 Miscellaneous – plate of 5 small or 1 large
- Class 5529 Any Freak Vegetable – plate of 1
- Class 5530 Painted/Decorated Vegetable – plate of 1
- Class 5531 Painted/Decorated Fruit – plate of 1
- Class 5532 Fresh Herbs – 1 variety of fresh herbs
(Fresh culinary herbs such as parsley, basil, dill, etc. may be exhibited using 6 stems or a comparable quantity. Exhibit in a disposable container of water.)

FIRST 300 RECEIVE FREE MEAL
CELEBRATE

"Home Town Pride"

at the
Ford County Fair's
**Hot Dog
Feed**

Friday
July 21
@6:00 PM

SPONSORED BY



HI PLAINS FEED

- ★ The Ford County Fair Association and
- ★ Hi Plains Feed, LLC invite the public to
- ★ come down to the Ford County Fair and
- ★ enjoy free hot dogs & celebrate the
- ★ wonderful communities of Ford County.

- ★
- ★
- ★
- ★
- ★

GRILL PROVIDED BY BLACK HILLS ENERGY


.....

- ★
- ★
- ★
- ★
- ★
- ★
- ★

Strike
UP THE
Band

The
DODGE CITY
COWBOY
BAND

EST. 1879

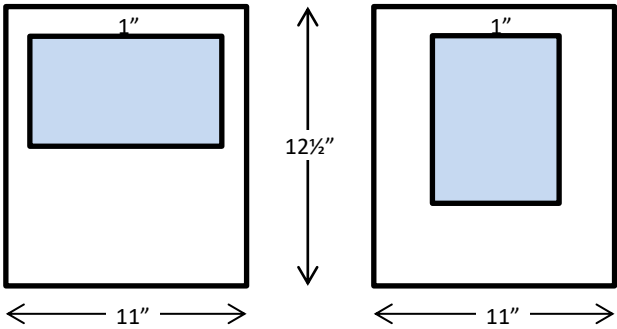


Friday, July 21
@6:00 PM

- ★
- ★
- ★
- ★
- ★
- ★
- ★

PHOTOGRAPHY

- **Exhibitors are allowed up to 3 entries per class.**
- The same photo is not eligible to be submitted in more than one class or category (i.e. the same print cannot be entered in Open Class Photography and in the Special Contest).
- Prints must be a standard 4"x6" or 8"x10", which are considered an enlargement. All prints are to be mounted across the narrow dimension (**portrait layout not landscape**) of 11"x12½" **white studio mount board or heavy weight poster board**. Photo studio board mount is available for purchase at the Extension Office. The top edge of the print must be 1" below the top of the mount. Side of the print must be equal distance from the two sides of the mount.



- **Pictures will not be accepted in frames, on lightweight poster board or on paper.** Enlargements are to be entered in class 5610, 5611, 5612, 5613, and 5615. **A permanent mount must be made by using a photographic adhesive mount.** Remove white border before mounting. Place name in lower left-hand corner on back of studio mount board or heavy weight poster board.
- All photos will be placed in a clear plastic display bag after judging and prior to display by the superintendent.
- No lettering or dates will be permitted on the front of the mount or on the photograph. No underlays, borders, or decorative mats are to be used. Superintendents will attach the entry card.
- Photos with live subject(s) on railroad right away or taken from railroad right of way property will not be displayed and will be disqualified and not judged.

Color Prints

Class 5600	Landscape
Class 5601	Still Life (inanimate object)
Class 5602	Wildlife
Class 5603	Pets
Class 5604	People
Class 5605	Children
Class 5606	Flowers
Class 5607	Weather
Class 5608	Miscellaneous
Class 5609	Photo Story Collage (3 pictures all on 1 board)
Class 5610	Enlargement – People
Class 5611	Enlargement – Landscape
Class 5612	Enlargement – Flowers
Class 5613	Enlargement - Other

Black and White Prints

Class 5614	Standard Size
Class 5615	Enlargement

POULTRY

- Poultry must be entered at Fairgrounds between 11:30 a.m.-1:00 p.m. on Thursday, July 20. Limited to a total of eight entries for poultry.
- All animals are subject to examination by exhibition staff or their representatives, and shall be free of clinical signs of infectious or contagious disease.
- All poultry (except waterfowl) are to test negative at check-in of the County Fair when Ford County has been designated by KDA-DAH for surveillance. Routine surveillance testing will be performed for the Ford County Fair a minimum of once every 5 years. (Next testing is scheduled for 2024.)
- Please refer to **Page 12** for the Heat Contingency Plan.
- Open Class participants are expected to maintain and clean their poultry & rabbit area prior to leaving the fairgrounds and prior to receiving any premiums.

**** See list of Accepted Breeds and Varieties of the American Poultry Association available at www.ford.ksu.edu.**

Poultry – Classes will be broken down by breed.

- | | |
|------------|---|
| Class 5700 | Standard Large Fowl Breeds –
1 young bird of either sex |
| Class 5701 | Standard Large Fowl Breeds –
1 old bird of either sex |
| Class 5702 | Bantams – 1 young bird of either sex |
| Class 5703 | Bantams – 1 old bird of either sex |
| Class 5704 | Pen of 3 Production Pullets – Standardbred,
Crossbred or Straincross pullets (judged on egg
production qualities only) |
| Class 5705 | Pen of 3 Production Hens – Standardbred,
Crossbred or Straincross hens (judged on egg
production qualities only) |
| Class 5706 | Pen of 3 Dual Purpose Pullets – (i.e. Rhode
Island Reds, New Hampshire, Plymouth Rocks) |
| Class 5707 | Pen of 3 Dual Purpose Hens – (i.e. Rhode Island
Reds, New Hampshire, Plymouth Rocks) |
| Class 5708 | Pen of 3 Meat Type Chickens – Standardbred,
Crossbred or Straincross birds of the same sex
(judged on meat production qualities only) |

Turkeys – Limited to 3 entries per class.

- | | |
|------------|--|
| Class 5709 | One Young Turkey (born this calendar year)
all breeds of either sex |
| Class 5710 | One Old Turkey (born previous calendar year)
all breeds of either sex |

Ducks – Limited to 3 entries per class.

- | | |
|------------|--|
| Class 5711 | One Young Duck (born this calendar year)
all breeds of either sex |
| Class 5712 | One Old Duck (born previous calendar year)
all breeds of either sex |

Geese – Limited to 3 entries per class.

- | | |
|------------|---|
| Class 5713 | One Young Goose/Gander – all breeds
(born this calendar year) |
| Class 5714 | One Old Goose/Gander – all breeds
(born in previous calendar year) |

Other Poultry Categories – Limited to 3 entries per class.

- | | |
|------------|------------------------|
| Class 5715 | Pen of 3 Quail |
| Class 5716 | Pen of 3 Pheasant |
| Class 5717 | Pen of 3 Guineas |
| Class 5718 | Exotics |
| Class 5719 | Brown Eggs – 1 dozen |
| Class 5720 | White Eggs – 1 dozen |
| Class 5721 | Colored Eggs – 1 dozen |
| Class 5722 | Other Eggs – 1 dozen |

RABBIT

Due to the presence of the Rabbit Hemorrhagic Disease (RHDV2) in neighboring states, the Open Class Rabbit Show at the 2023 Ford County Fair will be a Carrier-Only Show. Rabbits will not be housed on the Fairgrounds. Arrive at least 30 minutes before the show for check in. *If cases become confirmed in Kansas, Fair staff will determine if a live show needs to be cancelled or moved forward.*

- All rabbits entered must have permanent tattoo number in left ear.
- **Show Date: Friday, July 21, 2023**
- Limited to a total of eight entries for rabbits.
- All animals are subject to examination by exhibition staff or their representatives, and shall be free of clinical signs of infectious or contagious disease.
- Please refer to **Page 12** for the Heat Contingency Plan.
- Open Class participants are expected to maintain and clean their poultry & rabbit area prior to leaving the fairgrounds and prior to receiving any premiums.

Rabbits – Classes will be broken down by breed.

Class 5740	Junior Doe – under 6 months of age
Class 5741	Intermediate Doe – 6-8 months of age
Class 5742	Senior Doe – 6 months of age or older
Class 5743	Junior Buck – under 6 months of age
Class 5744	Intermediate Buck – 6-8 months of age
Class 5745	Senior Buck – 6 months of age or older
Class 5746	Pen of 3 Meat Class Rabbits (Weighing a maximum of 5 lbs. each.)

CROPS

- Crops exhibited in this division must have been grown within the last growing season.
- An exhibitor may enter one entry per class.
- All entries shall have the name of **hybrid & variety** listed on the entry.
- Each class will be divided into dryland and irrigated production as needed.
- Classes may be divided into subdivisions if needed.
- Labels are to be placed on the outside of jars with one label in the grain.
- Immature grain heads will not be penalized for immaturity.
- Exhibit only the number or amount specified in each class.

Class 5800	Wheat (1-gallon wide mouth jar)
Class 5801	Barley (1-gallon wide mouth jar)
Class 5802	Grain Sorghum (5 heads)
Class 5803	Forage Sorghum (10 stalks)
Class 5804	Corn (5 stalks)
Class 5805	Sudan Grass (10 stalks)
Class 5806	Rye (1-gallon wide mouth jar)
Class 5807	Alfalfa (1 flake or slice from a rectangular bale or 10" division cut from a round bale. The flake or slice should be approximately 6" thickness & tied in 2 directions.)
Class 5808	Soybeans (bundle of 5 plants)
Class 5809	Soybeans (1-gallon thrashed from previous year's crop)
Class 5810	Cotton (bundle of 5 plants)
Class 5811	Sunflower (1 head)
Class 5812	Miscellaneous (1-gallon wide mouth jar of grain or 10 stalks)

DEPARTMENT 101: F.C.E./CLUB BOOTHS

1. Each unit or club may enter one booth that illustrates a phase of educational work. Include a 3"x5" card describing what educational area was chosen and why.
2. All booths will be rated blue (excellent), red (good), or white (fair). Premiums will be \$25.00 for blue, \$15.00 for red, and no premium for white.
3. Fair Building will be open for Booth setup between 8:00 a.m. - noon & 5:00 - 9:00 p.m. on Wednesday, July 19. Booths are to be erected Wednesday, July 19 by 9:00 p.m.
4. Booth size is 72" length, 48" depth, and 48" height. (Approximately)
5. Advertising is not recommended in your educational booth.
6. Each unit/club is to label its booth with a card giving the unit/club name. Each unit/club will also be expected to maintain their booth at all times.
7. Booths will be judged on the following basis:

Educational Value	40%
Interest and Originality	20%
Appearance	20%
Quality of Display Material	20%
8. Booths must be entered in Extension Office by July 1.

Class 6000 Booth

TRY YOUR LUCK & SUPPORT THE FORD COUNTY FAIR!



**Sunday
July 23**

**1 Ticket for \$5
or
3 Tickets for \$10**

COW WILL BE LET LOOSE AT 2:30 PM.
NEED NOT BE PRESENT TO WIN.

Proceeds benefit the Ford County Fair.

DEPARTMENT 102: WHEAT CONTEST

\$200 total prize money provided by Ford County Fair Assoc. Traveling plaque provided by Pride Ag Resources.) Samples will be collected at the following elevators in Ford County off the truck during harvest: Pride Ag Resources - Dodge City, Howell, Ford/Kingsdown elevators, Ensign, and Saddle Road elevators; Alliance Ag - Wright, Spearville, Minneola, Bloom, and Wilroads elevators; and Offerle Co-op - Bellefont, Bucklin & Offerle elevators. **All entries must have been grown in Ford County.** Information cards will be filled out at time of sample's collection with the producer's name, field I.D., and variety on it. After harvest, Official Crop Data forms will be sent to each intended participant and are to be filled out and returned to the Ford County Extension Office no later than **July 17, 2023.**

1. Crop Data forms are to be turned into the Extension Office no later than 4:30 p.m., July 17. Varieties without data cards will not be judged.
2. All wheat exhibits shall be produced during the current year in Ford County.
3. All exhibits shall be of COMBINE RUNS ONLY, samples shall consist of approximately 3 pounds of wheat collected at the cooperating elevators.
4. ANY ENTRY THAT HAS BEEN HAND PICKED OR SCREENED WILL BE DISQUALIFIED.
5. Limitation of entries: Each operator is limited to one (1) for each variety of wheat grown on exhibitor's farm. Landlord may enter if tenant DOES NOT.
6. The decision of the judges will be final-no appeals will be considered.
7. Premiums and ribbons will be awarded for 1st through 3rd places for each class. In case of a tie, premiums will be added together and divided by the number of entrants tying.
8. A plaque of the overall winner will be presented on Monday, **July 24th** at 6:15 p.m. prior to premium auction. This plaque will be provided by Pride Ag Resources and will be displayed with winner's name and variety for each year. The plaque will be displayed at the co-op where the winning variety was delivered.
9. Top 3 entries in each class will be transported to the Kansas State Fair in September. The Grand Champion will represent Ford County in the Kansas State Fair Market Wheat Show Sweepstakes.

SAMPLES WILL BE JUDGED ON THE FOLLOWING CRITERIA:

Protein	225 points
Test Weight	200 points
Dockage	200 points
Shrunken or Broken	100 points
Variety Selection	250 points
<u>Completeness of Crop Data Card</u>	<u>25 points</u>
TOTAL ALL CRITERIA	1,000 points

- Class 6100 - All Hard-White Wheat Varieties
- Class 6101 - All Hard-Red Wheat Blends
- Class 6102 - All Other Private HRW Varieties or Hybrids
- Class 6103 - All Westbred/Monsanto/HRW Varieties
- Class 6104 - KSU Hard Red Wheat Varieties
- Class 6105 - Other Public Hard Red Wheat Varieties

Rules & guidelines are subject to change.

DEPARTMENT 103:
SPECIAL CONTESTS



DODGE CITY ROTARY CLUB
& UNITED WAY OF DODGE CITY'S
BUILDING CREATIONS CONTEST

1. All entries will be brought in Thursday, July 20th from 4:30-6:30 pm. Entries will be judged the morning of Friday, July 21st. No early release will be permitted. Entries must be picked up Monday, July 24th from 7:00-10:00 pm.
2. Contest is open to Ford County residents and those affiliated with Ford County FCE. Adult and youth (4-H and non-4-H) are welcome to enter.
3. Group exhibits are allowed, but only one prize will be given per exhibit if selected winner.
4. Each builder may enter a maximum of one (1) exhibit, this includes a group exhibit.
5. Exhibit may be an original design or made from a kit.
6. Building Creations (LEGO®, K'NEX®, toothpicks, etc.) should be no larger than 24" (L) x 24" (W) x 60" (H). Special size accommodations can be made for larger creations with the approval of an Extension Agent. Contact the Ford County Extension Office prior to entry.
7. Building Creations will be judged on theme selected by exhibitor, neatness, and creativity.
8. All entries must be completely assembled when entered. Only minor repairs will be permitted at entry.
9. Creations will be judged in (3) separate age categories: Junior (ages 7-12), Senior (ages 13-18), and Adult (ages 19+).
10. Contest is sponsored by Dodge City Rotary Club and the United Way of Dodge City, with one prize awarded for top exhibit in each age-category.

BUILDING CREATIONS CONTEST

- | | |
|------------|-------------------------------------|
| Class 6210 | Building Creation Contest (Juniors) |
| Class 6211 | Building Creation Contest (Seniors) |
| Class 6213 | Building Creation Contest (Adults) |





FORD COUNTY FCE COUNCIL'S
BARN QUILT CONTEST

1. Quilt Block must be entered between 11:30 & 1:30 p.m. on Thursday, July 20 at the Fair building.
2. Contest is open to Ford County residents and those affiliated with Ford County FCE. Adult and youth (4-H and non-4-H) are welcome to enter.
3. Blocks may be 1x1, 1x2, 2x2, 2x3 or 3x3 in size. Display cannot be on point (diamond shaped).
4. Must be on 3/8" or 1/2" thick exterior durable material. Use MDO (medium density overlay) board. Prime board with two coats of primer. Use Latex enamel paint.
5. Original designs are encouraged. If copied, credit should be given.
6. Entries will be judged on appearance, creativity, and construction.
7. Contest is sponsored by the Ford County FCE Council. Awards will be 1st place - \$50.00; 2nd place - \$30.00; and 3rd place - \$20.00 for each class.

BARN QUILT CONTEST

Class 6220 Adult Division (18 and older)
Class 6221 Youth Division (17 and younger)

ICE
Cream
SOCIAL

.....
Sunday
July 23
@ 2:30 pm
.....

Sponsored by
Ford County Farm Bureau

Helping Feed the World



FORD COUNTY FAIR BOARD'S PHOTO CONTEST

1. Must be a picture taken within the geographic boundaries of Kansas.
2. Photos must have been taken following the close of the 2022 County Fair.
3. Photos entered in 4-H or Open Class are not eligible.
4. Contest open to Ford County residents & those affiliated with Ford County FCE, Adult & Youth (4-H & non-4-H) are welcome to enter.
5. 4-H mounting guidelines will be followed for this contest. All photos must be no larger than 8"x10" and no smaller than 7"x9". Photos are to be mounted across the narrow (11") dimension of an 11"x12½" sheet of white or cream studio mount. The top edge of the print must be 1" below the top of the mount. Side of the print must be equal distance from the two sides of the mount. A permanent dry mount must be made using photographic adhesive mounting. Remove white border from the enlargement before mounting.
6. No lettering is permitted on the front mount or on the photo. No underlays or borders are to be used.
7. The exhibitor's information should be written on the back of the mount in the lower left corner. Please list Photo Description (geographic location of the photo in your description) Name, Address, City/State/Zip.
8. To protect exhibits from dust and moisture, photo will be placed in a clear plastic bag after judging.
9. Photo must be entered between 11:30 & 1:30 p.m. on Thursday, July 20 at the Fair building.
10. There will be an adult and youth division.
11. Contest is sponsored by Jasmine Strecker Images and the Ford County Fair Association. The division prizes: 1st - \$50.00; 2nd - \$30.00; 3rd - \$20.00.

PHOTO CONTEST

The theme for this special contest is: "Americana".

Class 6230

Adult Division (18 and older)

Class 6231

Youth Division (17 and younger)

**4-H/FFA Food & Livestock
Premium Auction**
Monday, July 24, 2023

Ford County Fairgrounds
901 W. Park St., Dodge City



Meal @ 5:30 pm





Auction @ 7:00 pm





**FORD COUNTY
Fair**
ASSOCIATION
Dodge City, Kansas

THANK YOU!

Ford County 4-H Members, Ford County 4-H Parents, Ford County 4-H Volunteers, Dodge City High School FFA, Ford County Extension Council and Staff, and the Ford County Fair Association offer our appreciation and THANKS to the following individuals and businesses for their support of the 2022 Ford County Fair and Premium Auction. Your support of the fair was greatly appreciated!

Advanced Tint Solutions
Alliance Ag & Grain, LLC
American Ag Credit
APAC
John Askew
Bailey's Body Shop
Best Water of SW Kansas
Black Hills Energy
Harmon Bliss
Boot Hill Baggers
Brack Excavating
Doug Brauer
Dr. David & Robyn Bunkall
Cargill Meat Solutions
Casey's General Stores
City of Dodge City
Clark County Feedyard
Coake Farms Feeders, LLC
Credit Union of Dodge City
Culligan Water
Keith & Paula Custer
Dechant Unruh & Co
Derstein Bros.
Diamond Roofing
Dodge City Dental Care
Dodge City Public Library
Dodge City Vet Clinic
Doll Steimel Agri Agency
Droste Land & Cattle
Dowling Land & Cattle
Larry & Roberta Dumler
Kevin & Jeannie Durler
Todd Durler
Alan & Kim Eaton
Debbie Eddy
EDF Renewables
Ferguson's Furniture Co
Fidelity State Bank
Fischer Chiropractic Clinic, PA
Fischer Irrigation Inc
Ford County 4-H Foundation
Ford County Commissioners
Ford County Farm Bureau
Ford County FCE Council
Don & Marianne Fritzler
Lynnette Fry
Norman Lee Giles Memorial
GNBank – Bucklin & Offerle
Wesley & Chelsea Gleason
Jason Goetz
Heinz Trucking
Henton Plumbing
Herrmann Land & Cattle
Hi Plains Feed LLC
Jeff & Debbie Hiers
High Plains Farm Credit
High Plains Journal
High Plains Land & Title
Hi-Plains Farm Equipment
Howell Country Feeders
I Don't Care Family Restaurant
Invenergy Transmission
Jacob's
J'Dubs Welding
John's Body Shop
KanEquip
Kate's
Glenn Kerbs, Attorney-at-Law
Kinsley Feeders
Kirby Meat
Wade Kirk
Knights of Columbus
Land O'Lakes
Little Feet Dance Academy
Greg & Regina Lix
The Locker Room
Lopp Motors Inc
LR Lee Contracting
Larry & Nathan Martin
Memorial
Johnny Maupin, CPA
Maxwell Farms
Art Merrick
Midwest Mixer Service LLC
Allen & Ruth Morton
Kyle Muncy
National Beef Packing Co LLC
Offerle Co-op Grain & Supply
Stan O'Neill
Wes Owens
Parker Haskins Insurance, Inc
Molly Pegelow
Pride Ag Resources
Professional Cleaning Service
Professional Management
Service
Quality Inn
Riegel Insurance
Ripple & Liebl Vet Hospital
Kent & Jana Ross
Jeff & Lisa Rumbaugh
Mark Sanko Family
Schartz-Robinson Counseling
& Consulting
Kaylee Simon
David H. Snapp, LLC
Southwest Livestock Auction
Spearville News, Inc
Dennis Stanley
Stewart Plumbing & Heating
Stitch N' Chatter, FCE
Stutzman's Greenhouse
Sutherlands of Dodge City
Swaim Funeral Home

Taylor's Roadhouse
Tractor Supply Co
Trail Street Laundry
Trojan Specialty Products
United Wireless Arena
Victory Electric Cooperative
Bruce & Cindy Vierthaler
Village Square Merchants

Weece Furniture Inc.
Wessel Iron & Supply
WHC
Western State Bank
Nicholas Williams Memorial
Winner Circle Feedyard LLC
Winter Livestock

If we have omitted any names from our support list, please accept our apology. We do appreciate your support of our programs.



FORD COUNTY Fair
Dodge City, Kansas

Ford County Fair
CONCERT
JADYNCE JEAN
SATURDAY, JULY 22ND
AT THE PAVILION

The poster features a photograph of a band performing on stage at night. A female lead singer in a white jacket and shorts is in the foreground, singing into a microphone. Other band members are visible in the background. The text is overlaid on a white, torn-paper-like background with red, white, and blue splatters at the bottom.

Featuring DJ - Josh Roesener



Dance
AT THE FORD COUNTY FAIR
Friday, July 21
9:00 pm

Sponsored by



CENTRAL STATION
bar & grill
Dodge City, Ks

The poster has a tan background with a rope border at the top. On the left, there is an illustration of a pair of brown cowboy boots filled with yellow sunflowers. The text is in a mix of bold sans-serif and script fonts. The logo for Central Station bar & grill is a circular emblem with a red and white train engine.

2023 Ford County Fair Schedule

ALL EVENTS AT FAIRGROUNDS, 901 W. PARK ST., DODGE CITY

MONDAY, JULY 17

6:00 PM Style Review Judging

THURSDAY, JULY 20

7:30-10:00 AM 4-H/FFA/Open Poultry Check-In Poultry Barn

7:30-12:00 Noon 4-H/FFA Entry Check-In Fair Building

11:30 AM-1:30 PM Open Class Entry Check-In –
Including Special Contests Fair Building

1:00 PM 4-H/FFA Non-Livestock Projects Judging Begins

1:30 PM Open Class Judging Begins

4:30-6:30 PM Building Creations Special Contest Check-In Fair Building

5:30 PM ALL LIVESTOCK MUST BE ON FAIRGROUNDS

Livestock Weigh-in/Check-in Begins Wiles Arena

Livestock Sale Meeting (following weigh-in)

6:00-9:00 PM Exhibit Building Open to Public

6:30 PM 4-H & Open Class Food Sale Fair Building

8:00 PM Game Night Begins

FRIDAY, JULY 21

8:00 AM 4-H/FFA Swine Show Wiles Arena

9:00 AM-9:00 PM Exhibit Building OPEN to Public

11:00 AM 4-H/FFA/Open Class Rabbit Show Rabbit Barn

11:30 AM 4-H/FFA/Open Class Poultry Show Poultry Barn

3:00 PM 4-H Hand Pet Show Pavilion

4:30 PM Turtle Races Pavilion

Sponsored by Credit Union of Dodge City

6:00 PM "Home Town Pride" Hot Dog Feed Pavilion

Sponsored by Hi Plains Feed, LLC

The Dodge City Cowboy Band Performance

6:45 PM Watermelon Feed Pavilion

Sponsored by United Wireless Arena

7:00 PM Barnyard Olympics Wiles Arena

8:30 PM Adult Showmanship Contest Wiles Arena

9:00 PM Dance featuring "DJ – Josh Roesener" Pavilion

Sponsored by Central Station

SATURDAY, JULY 22

7:30 AM 4-H Horse Show Horse Arena

9:00 AM-9:00 PM Exhibit Building OPEN to Public

12:30 PM Kids Pedal Tractor Pull Registration

1:00 PM The Nicholas Williams Memorial Pavilion

Kids Pedal Tractor Pull Competition Starts

2:00-4:00 PM Touch-a-Truck at the Fair

4:30 PM Turtle Races Pavilion

Sponsored by Credit Union of Dodge City

7:00 PM 4-H/FFA Sheep & Meat Goat Shows Wiles Arena

9:00 PM Jadynce Jean - Live in Concert Pavilion

SUNDAY, JULY 23

9:00 AM-9:00 PM Exhibit Building OPEN to Public

9:00 AM Free Breakfast at the Fair

Courtesy of American Implement &

J & A Service Fair Building

9:30 AM Sunday Service with Ryan Ausmus Pavilion

12:00 PM 4-H Foundation Scholarships Presentation Pavilion

4-H Public Fashion Review

1:00 PM Corn Hole Tournament Begins Pavilion

Sponsored by Boot Hill Baggers

2:30 PM Ford Co. Farm Bureau Ice Cream Social Pavilion

Ford County Fair Board's Cow Patty Bingo

4:30 PM Turtle Races Pavilion

Sponsored by Credit Union of Dodge City

6:00 PM 4-H/FFA Beef Show Wiles Arena

MONDAY, JULY 24

9:00 AM Exhibit Building OPEN to Public

10:00-11:30 AM Just 4 Kids Fairgrounds

1:00-2:00 PM Water Games at the Fair Fairgrounds

5:30 PM Buyers Appreciation Meal Pavilion

6:15 PM Ford County Wheat Show Results Pavilion

6:30 PM 4-H King & Queen Crowning Pavilion

7:00 PM 4-H/FFA Food & Livestock Premium Auction Wiles Arena

7:00-10:00 PM Release of INSIDE Exhibits

Schedule is subject to change.

County Fair Medallion Hunt held during the Ford County Fair.

Fair activities & schedule are subject to change.

